



## The NatWest Series

### Follow the NatWest Series on-line...

Welcome to the preview issue of the NatWest Series Newswire. Updated editions will be available after each match. To receive your copy simply visit the ECB website at [ecb.co.uk](http://ecb.co.uk), click on the NatWest logo and follow the prompts. You will then be able to print any or all of the Newswire pages. For scores from the NatWest Series and the NatWest Trophy use the live service provided in partnership with [sportinglife.com](http://sportinglife.com). Just visit NatWest's website at [natwest.com](http://natwest.com) and click on the NatWest series logo to activate the link.

## Series Preview

## Contents

|                                       |     |
|---------------------------------------|-----|
| England                               | 2/3 |
| West Indies                           | 4/5 |
| Zimbabwe                              | 6/7 |
| Match venues                          | 8   |
| Match preview: West Indies v Zimbabwe | 9   |
| Fixtures & regulations                | 10  |
| One day records                       | 11  |

## West Indies



## England



## Zimbabwe



# FEAST OF CRICKET IS A FLOODLIT FIRST

History will be made this summer as the NatWest Series introduces yet more innovation to English cricket.

Building on the success of last year's World Cup, the tournament brings the first international matches in this country to be played under floodlights.

Day-night matches have proved a great success in the domestic game. They generate big crowds and a buzzing atmosphere - as anyone watching at Bristol, Old Trafford and Edgbaston will find out.

There should also be no shortage of excitement at the other matches, all of which start at the more traditional time of 10.45am.

Coloured clothing, black sight screens and a white ball are established as part of the international cricket scene - and there is every chance for the less familiar match venues being used for the NatWest

Series to follow suit.

Bristol, Canterbury and Chester-le-Street have only hosted a handful of international matches between them. They now get the chance to add to their experience, and all the evidence suggests they will do so successfully with big crowds making the most of the fine facilities to enjoy some top class cricket.

Certainly the three sides contesting this inaugural NatWest Series have much to offer.

In beating India and South Africa on the way to the Super Six stage of the World Cup, Zimbabwe went further than their opponents this time round and showed they can live with the best.

Heath Streak is capable of taking wickets against anyone, while Neil Johnson was fourth in the World Cup batting totals - his 367 runs including a century in 118 balls against eventual winners Australia.

The West Indies will look to Brian Lara for the bulk of their runs but will also be hoping for further progress from young Ramnaresh Sarwan.

The hosts' preparations have been hit by injury to captain Nasser Hussain but England have every confidence in a squad that blends youth and experience. Graham Thorpe is back to bolster the batting. The as yet uncapped Paul Franks will offer tough competition for the front line bowlers.

And the rewards for success are significant. Each man of the match will win £1,500 while the reward for the man of the series is £3,000. The winners of each match will collect £10,000 and the winners of the final will earn £20,000.

They will also receive the NatWest Series Trophy and set the standards for Australia and Pakistan, who will face England next year, and India and Sri Lanka, who will compete in 2002.



# England



The NatWest Series

## SQUAD

2

### ANDY CADDICK

**Born:** 21/11/68  
Right arm fast medium  
Right hand batsman  
**Debut:** 1993

Established himself as England's first choice new-ball bowler after success at international level in 1999. Brings with him a fearsome record and is firmly established as one of the most potent wicket-taking forces at county level. Can produce pinpoint accuracy preferring line rather than length to pin batsmen on the back-foot.

### ROBERT CROFT

**Born:** 25/5/70  
Right arm orthodox bowler  
Right hand batsman  
**Debut:** 1996

Despite still struggling to fully establish himself at Test level he has flourished more at one-day level, featuring as a member of the World Cup squad of 1999. Despite being best used for his off-spin abilities he can also feature with the bat to bolster England's tail end.

### MARK EALHAM

**Born:** 27/8/69  
Right arm fast medium  
Right hand batsman  
**Debut:** 1996

Ever reliable, he is a true all-rounder and has become an integral part of the one-day international scene. A capable and adaptable batsman he combines power with guile and as a bowler he offers arguably one of the most economical records in current English game.



### DARREN GOUGH

**Born:** 18/9/70  
Right arm fast medium  
Right hand batsman  
**Debut:** 1994

One of England's most popular players, Gough has re-discovered his form after injury blighted his early career to establish himself as one of the most effective strike bowlers around. A central figure of the World Cup campaign and one of the few to sparkle in England's colours. At his best the jovial Yorkshireman is arguably one of the finest on the world stage.

### PAUL FRANKS

**Born:** 3/2/79  
Right arm fast medium  
Left hand batsman  
**Debut:** uncapped

Another young hopeful. Impressive county form and his performances in the England A tour of 1999 have brought the Nottinghamshire seam bowler firmly into the spotlight of the selectors. A key member of England's U19 World Cup winning side of two years ago, he will be hoping to bolster his growing reputation with an inspired debut performance.

### ANDREW FLINTOFF

**Born:** 6/12/77  
Right arm medium  
Right hand batsman  
**Debut:** 1998

England's young starlet has made a significant impression since his international debut in 1998 and has proved both powerful and versatile with bat and ball. After impressing on the England A tour of 1998/99, he forced his way into the World Cup squad but had little chance to shine. However, after a promising start to the county season he will be looking to transmit his form to international level with a solid all-round performance.

### ALAN MULLALLY

**Born:** 12/7/69  
Left arm fast medium  
Right hand batsman  
**Debut:** 1996

Mullally has been in and out of the England side and has never fully established himself at international level. But he still possesses a powerful wicket-taking threat with his combination of angle and pace. Variable with the bat he has worked hard in recent years to strengthen his performances at the crease.

### VIKRAM SOLANKI

**Born:** 1/4/76  
Right hand batsman  
Right arm orthodox bowler  
**Debut:** 2000

After a worthy debut earlier this year, the young Worcestershire batsman promises much as one of England's growing young talents. At only 20 he has already established himself as a talented performer at the crease with over 500 first class runs in the 2,000 season.

### GRAEME HICK

**Born:** 23/5/66  
Right hand batsman  
Right arm orthodox bowler  
**Debut:** 1991

A steadfast campaigner, his talents shine best in the one-day arena where he has now amassed over 3,500 runs. A crucial member of the England outfield he is also a versatile batsman with a wide range of strokes who can, on his day, turn a match. On occasion, though, he has struggled to transmit his form to international level and produce what he has so often promised.

### CRAIG WHITE

**Born:** 16/12/69  
Right hand batsman  
Right arm fast medium  
**Debut:** 1994

After several years in the international wilderness, his surprise recall in January has seen him re-establish himself on the international scene. His lively bowling style and agility in the field make him perfectly suited to one-day cricket where he has also proved influential with the bat, turning in several century performances as opener for Yorkshire.

### NICK KNIGHT

**Born:** 28/11/69  
Left hand batsman  
Right arm medium  
**Debut:** 1995

Initially seen by the selectors predominantly as a one-day performer, he continues to excel at the top of the English order. Despite a dip in form which saw him omitted from the World Cup squad, he has forced his way back into contention with an impressively high average this season and reliable performances in the field for Warwickshire.



### ALEC STEWART

**Born:** 8/4/63  
Right hand batsman  
Wicketkeeper  
**Debut:** 1989

The former England captain continues to prove dependable as part of the opening pairing and has rediscovered his form at county level with a series of inspired batting displays. Has struggled in the past to combine performances behind the wickets with those at the crease and led England with a poor showing at the World Cup which cost him his job.

### GRAHAM THORPE

**Born:** 1/8/69  
Left hand batsman  
Right arm medium  
**Debut:** 1993

Back in the international fold after opting out of England's winter tour of South Africa. He has struggled on occasions to convert his obvious talent into century scores. His left-handed style provides an alternative approach to the English middle order which he combines with an agile ability in the field.





# England



The NatWest Series

## One-Day International Averages & Records

3

### One-Day Match Results

| Team           | Played | Wins | Losses | Draws | Ties | NR |
|----------------|--------|------|--------|-------|------|----|
| vs West Indies | 58     | 25   | 31     | 0     | 0    | 2  |
| vs Zimbabwe    | 12     | 6    | 6      | 0     | 0    | 0  |
| vs all         | 310    | 156  | 144    | 0     | 2    | 8  |

### Batting

| Name  | M   | I   | NO | Runs | HS   | Avge  | 100 | 50 | Ct  | St |
|---|-----|-----|----|------|------|-------|-----|----|-----|----|
| <b>G.P.Thorpe</b>                                 | 53  | 52  | 8  | 1786 | 89   | 40.59 | -   | 17 | 32  | -  |
| <i>Best at Peshawar 1995/96 vs. Holland</i>       |     |     |    |      |      |       |     |    |     |    |
| <b>N.V.Knight</b>                                 | 53  | 53  | 5  | 1924 | 125* | 40.08 | 3   | 12 | 20  | -  |
| <i>Best at Trent Bridge 1996 vs. Pakistan</i>     |     |     |    |      |      |       |     |    |     |    |
| <b>G.A.Hick</b>                                   | 105 | 104 | 13 | 3513 | 126* | 38.60 | 5   | 24 | 58  | -  |
| <i>Best at Adelaide 1998/99 vs. Sri Lanka</i>     |     |     |    |      |      |       |     |    |     |    |
| <b>A.J.Stewart</b>                                | 125 | 120 | 8  | 3378 | 116  | 30.16 | 2   | 19 | 111 | 11 |
| <i>Best at Sharjah 1997/98 vs. India</i>          |     |     |    |      |      |       |     |    |     |    |
| <b>M.A.Ealham</b>                                 | 48  | 35  | 3  | 574  | 45   | 17.93 | -   | -  | 7   | -  |
| <i>Best at Bridgetown 1997/98 vs. West Indies</i> |     |     |    |      |      |       |     |    |     |    |
| <b>A.R.Caddick</b>                                | 18  | 10  | 6  | 67   | 21*  | 16.75 | -   | -  | 5   | -  |
| <i>Best at Harare 1999/00 vs. Zimbabwe</i>        |     |     |    |      |      |       |     |    |     |    |
| <b>A.Flinton</b>                                  | 9   | 6   | 0  | 100  | 50   | 16.66 | -   | 1  | -   | -  |
| <i>Best at Sharjah 1998/99 vs. Pakistan</i>       |     |     |    |      |      |       |     |    |     |    |
| <b>V.S.Solanki</b>                                | 8   | 7   | 1  | 96   | 24   | 16.00 | -   | -  | 2   | -  |
| <i>Best at Bulawayo 1999/00 vs. Zimbabwe</i>      |     |     |    |      |      |       |     |    |     |    |
| <b>C.White</b>                                    | 23  | 19  | 1  | 280  | 38   | 15.55 | -   | -  | 4   | -  |
| <i>Best at Napier 1996/97 vs. New Zealand</i>     |     |     |    |      |      |       |     |    |     |    |
| <b>R.D.B.Croft</b>                                | 44  | 31  | 11 | 299  | 32   | 14.95 | -   | -  | 9   | -  |
| <i>Best at Perth 1998/99 vs. Sri Lanka</i>        |     |     |    |      |      |       |     |    |     |    |
| <b>D.Gough</b>                                    | 74  | 47  | 16 | 340  | 45   | 10.96 | -   | -  | 12  | -  |
| <i>Best at Melbourne 1994/95 vs. Australia</i>    |     |     |    |      |      |       |     |    |     |    |
| <b>A.D.Mullally</b>                               | 34  | 15  | 7  | 65   | 20   | 8.12  | -   | -  | 7   | -  |
| <i>Best at Harare 1996/97 vs. Zimbabwe</i>        |     |     |    |      |      |       |     |    |     |    |

### Bowling

| Name   | O     | M  | R    | W   | Avge  | Best | 5w | Econ |
|--|-------|----|------|-----|-------|------|----|------|
| <b>D.Gough</b>                                       | 690   | 62 | 2870 | 124 | 23.14 | 5-44 | 2  | 4.15 |
| <i>Best at Lord's 1997 vs. Australia</i>             |       |    |      |     |       |      |    |      |
| <b>A.R.Caddick</b>                                   | 174   | 24 | 637  | 26  | 24.50 | 4-19 | -  | 3.66 |
| <i>Best at Johannesburg 1999/00 vs. South Africa</i> |       |    |      |     |       |      |    |      |
| <b>C.White</b>                                       | 172   | 8  | 739  | 29  | 25.48 | 5-21 | 1  | 4.29 |
| <i>Best at Bulawayo 1999/00 vs. Zimbabwe</i>         |       |    |      |     |       |      |    |      |
| <b>A.D.Mullally</b>                                  | 313.2 | 34 | 1199 | 45  | 26.64 | 4-18 | -  | 3.82 |
| <i>Best at Brisbane 1998/99 vs. Australia</i>        |       |    |      |     |       |      |    |      |
| <b>M.A.Ealham</b>                                    | 406.3 | 23 | 1671 | 56  | 29.83 | 5-15 | 2  | 4.11 |
| <i>Best at Kimberley 1999/00 vs. Zimbabwe</i>        |       |    |      |     |       |      |    |      |
| <b>A.Flinton</b>                                     | 40.2  | 0  | 228  | 7   | 32.57 | 2-3  | -  | 5.65 |
| <i>Best at Sharjah 1998/99 vs. Pakistan</i>          |       |    |      |     |       |      |    |      |
| <b>G.A.Hick</b>                                      | 186.1 | 6  | 919  | 28  | 32.82 | 5-33 | 1  | 4.93 |
| <i>Best at Harare 1999/00 vs. Zimbabwe</i>           |       |    |      |     |       |      |    |      |
| <b>R.D.B.Croft</b>                                   | 374   | 22 | 1567 | 41  | 38.21 | 3-51 | -  | 4.18 |
| <i>Best at The Oval 1998 vs. South Africa</i>        |       |    |      |     |       |      |    |      |
| <b>G.P.Thorpe</b>                                    | 20    | 1  | 97   | 2   | 48.50 | 2-15 | -  | 4.85 |
| <i>Best at Old Trafford 1996 vs. India</i>           |       |    |      |     |       |      |    |      |

### Best Individual Scores

|                       |      |                       |               |         |
|-----------------------|------|-----------------------|---------------|---------|
| <b>R.A.Smith</b>      | 167* | England v Australia   | Edgbaston     | 1993    |
| <b>D.I.Gower</b>      | 158  | England v New Zealand | Brisbane      | 1982/83 |
| <b>C.W.J.Athey</b>    | 142* | England v New Zealand | Old Trafford  | 1986    |
| <b>G.A.Gooch</b>      | 142  | England v Pakistan    | Karachi       | 1987/88 |
| <b>D.L.Amiss</b>      | 137  | England v India       | Lord's        | 1975    |
| <b>G.A.Gooch</b>      | 136  | England v Australia   | Lord's        | 1989    |
| <b>K.W.R.Fletcher</b> | 131  | England v New Zealand | Trent Bridge  | 1975    |
| <b>D.I.Gower</b>      | 130  | England v Sri Lanka   | Taunton       | 1983    |
| <b>G.A.Gooch</b>      | 129* | England v West Indies | Port of Spain | 1985/86 |
| <b>R.A.Smith</b>      | 129  | England v India       | Gwalior       | 1992/93 |

### Best Innings Bowling

|                   |      |                       |            |         |
|-------------------|------|-----------------------|------------|---------|
| <b>M.A.Ealham</b> | 5/15 | England v Zimbabwe    | Kimberley  | 1999/00 |
| <b>V.J.Marks</b>  | 5/20 | England v New Zealand | Wellington | 1983/84 |
| <b>C.White</b>    | 5/21 | England v Zimbabwe    | Bulawayo   | 1999/00 |
| <b>M.Hendrick</b> | 5/31 | England v Australia   | The Oval   | 1980    |
| <b>M.A.Ealham</b> | 5/32 | England v Sri Lanka   | Perth      | 1998/99 |
| <b>G.A.Hick</b>   | 5/33 | England v Zimbabwe    | Harare     | 1999/00 |
| <b>P.W.Jarvis</b> | 5/35 | England v India       | Bangalore  | 1992/93 |
| <b>V.J.Marks</b>  | 5/39 | England v Sri Lanka   | Taunton    | 1983    |
| <b>D.Gough</b>    | 5/44 | England v Zimbabwe    | Sydney     | 1994/95 |
| <b>D.Gough</b>    | 5/44 | England v Australia   | Lord's     | 1997    |

### Highest Team Totals

|                  |                       |              |         |
|------------------|-----------------------|--------------|---------|
| <b>363 for 7</b> | England v Pakistan    | Trent Bridge | 1992    |
| <b>334 for 4</b> | England v India       | Lord's       | 1975    |
| <b>333 for 9</b> | England v Sri Lanka   | Taunton      | 1983    |
| <b>322 for 6</b> | England v New Zealand | The Oval     | 1983    |
| <b>320 for 8</b> | England v Australia   | Edgbaston    | 1980    |
| <b>306 for 5</b> | England v West Indies | The Oval     | 1995    |
| <b>302 for 3</b> | England v Sri Lanka   | Adelaide     | 1998/99 |
| <b>302 for 5</b> | England v Pakistan    | The Oval     | 1992    |
| <b>296 for 4</b> | England v Sri Lanka   | Peshawar     | 1987/88 |
| <b>296 for 5</b> | England v New Zealand | Adelaide     | 1982/83 |

### Lowest Team Totals

|            |                        |              |         |
|------------|------------------------|--------------|---------|
| <b>93</b>  | England v Australia    | Headingley   | 1975    |
| <b>94</b>  | England v Australia    | Melbourne    | 1978/79 |
| <b>103</b> | England v South Africa | The Oval     | 1999    |
| <b>107</b> | England v Zimbabwe     | Cape Town    | 1999/00 |
| <b>110</b> | England v Australia    | Melbourne    | 1998/99 |
| <b>111</b> | England v South Africa | Johannesburg | 1999/00 |
| <b>114</b> | England v West Indies  | Bridgetown   | 1985/86 |
| <b>115</b> | England v South Africa | East London  | 1995/96 |
| <b>118</b> | England v Zimbabwe     | Harare       | 1996/97 |
| <b>122</b> | England v Pakistan     | Lahore       | 1977/78 |

### Leading Matches

| Player                 | Matches |
|------------------------|---------|
| <b>G.A.Gooch</b>       | 125     |
| <b>A.J.Stewart</b>     | 125     |
| <b>A.J.Lamb</b>        | 122     |
| <b>I.T.Botham</b>      | 116     |
| <b>D.I.Gower</b>       | 114     |
| <b>G.A.Hick</b>        | 105     |
| <b>P.A.J.DeFreitas</b> | 103     |
| <b>M.W.Gatting</b>     | 92      |
| <b>N.H.Fairbrother</b> | 75      |
| <b>D.Gough</b>         | 74      |

### Leading Stumpings

| Wicket-keeper       | Stumpings | Mtchs |
|---------------------|-----------|-------|
| <b>A.J.Stewart</b>  | 11        | 93    |
| <b>R.W.Taylor</b>   | 6         | 27    |
| <b>R.C.Russell</b>  | 6         | 40    |
| <b>D.L.Bairstow</b> | 4         | 21    |
| <b>B.N.French</b>   | 3         | 13    |
| <b>I.J.Gould</b>    | 3         | 18    |
| <b>P.R.Downton</b>  | 3         | 28    |
| <b>G.Fowler</b>     | 2         | 2     |
| <b>S.J.Rhodes</b>   | 2         | 9     |
| <b>C.M.W.Read</b>   | 2         | 9     |

### Leading Runscorers

| Player                 | Runs | Matches |
|------------------------|------|---------|
| <b>G.A.Gooch</b>       | 4290 | 125     |
| <b>A.J.Lamb</b>        | 4010 | 122     |
| <b>G.A.Hick</b>        | 3513 | 105     |
| <b>A.J.Stewart</b>     | 3378 | 125     |
| <b>D.I.Gower</b>       | 3170 | 114     |
| <b>R.A.Smith</b>       | 2419 | 71      |
| <b>I.T.Botham</b>      | 2113 | 116     |
| <b>M.W.Gatting</b>     | 2095 | 92      |
| <b>N.H.Fairbrother</b> | 2092 | 75      |
| <b>N.V.Knight</b>      | 1924 | 53      |

### Leading Dismissals

| Wicket-keeper       | Dismissals | Matches |
|---------------------|------------|---------|
| <b>A.J.Stewart</b>  | 111        | 93      |
| <b>R.C.Russell</b>  | 47         | 40      |
| <b>R.W.Taylor</b>   | 32         | 27      |
| <b>P.R.Downton</b>  | 29         | 28      |
| <b>D.L.Bairstow</b> | 21         | 21      |
| <b>I.J.Gould</b>    | 18         | 18      |
| <b>C.J.Richards</b> | 17         | 21      |
| <b>B.N.French</b>   | 16         | 13      |
| <b>A.P.E.Knott</b>  | 16         | 20      |
| <b>C.M.W.Read</b>   | 13         | 9       |

### Leading Wicket-takers

| Player                 | Wickets | Matches |
|------------------------|---------|---------|
| <b>I.T.Botham</b>      | 145     | 116     |
| <b>D.Gough</b>         | 124     | 74      |
| <b>P.A.J.DeFreitas</b> | 115     | 103     |
| <b>R.G.D.Willis</b>    | 80      | 64      |
| <b>J.E.Emburey</b>     | 76      | 61      |
| <b>C.C.Lewis</b>       | 66      | 53      |
| <b>N.A.Foster</b>      | 59      | 48      |
| <b>G.C.Small</b>       | 58      | 53      |
| <b>M.A.Ealham</b>      | 56      | 48      |
| <b>G.R.Dilley</b>      | 48      | 36      |

### Leading 5 Wicket Hauls

| Player            | Five wkts | Matches |
|-------------------|-----------|---------|
| <b>V.J.Marks</b>  | 2         | 34      |
| <b>M.A.Ealham</b> | 2         | 48      |
| <b>D.Gough</b>    | 2         | 74      |
| <b>P.W.Jarvis</b> | 1         | 16      |
| <b>M.Hendrick</b> | 1         | 22      |
| <b>C.White</b>    | 1         | 23      |
| <b>G.A.Hick</b>   | 1         | 105     |

### Leading Catches (ex Wkt-Keepers)

| Player                 | Catches | Matches |
|------------------------|---------|---------|
| <b>G.A.Hick</b>        | 58      | 105     |
| <b>G.A.Gooch</b>       | 45      | 125     |
| <b>D.I.Gower</b>       | 44      | 114     |
| <b>I.T.Botham</b>      | 36      | 116     |
| <b>N.H.Fairbrother</b> | 33      | 75      |
| <b>G.P.Thorpe</b>      | 32      | 53      |
| <b>A.J.Lamb</b>        | 31      | 122     |
| <b>R.A.Smith</b>       | 26      | 71      |
| <b>P.A.J.DeFreitas</b> | 26      | 103     |
| <b>D.W.Randall</b>     | 25      | 49      |

### Most Hundreds

| Player              | Hundreds | Matches |
|---------------------|----------|---------|
| <b>G.A.Gooch</b>    | 8        | 125     |
| <b>D.I.Gower</b>    | 7        | 114     |
| <b>G.A.Hick</b>     | 5        | 105     |
| <b>D.L.Amiss</b>    | 4        | 18      |
| <b>R.A.Smith</b>    | 4        | 71      |
| <b>A.J.Lamb</b>     | 4        | 122     |
| <b>N.V.Knight</b>   | 3        | 53      |
| <b>C.W.J.Athey</b>  | 2        | 31      |
| <b>M.A.Atherton</b> | 2        | 54      |
| <b>A.J.Stewart</b>  | 2        | 125     |

### Most Fifties (including hundreds)


| Player                 | Fifties | Matches |
|------------------------|---------|---------|
| <b>A.J.Lamb</b>        | 26      | 122     |
| <b>G.A.Hick</b>        | 24      | 105     |
| <b>G.A.Gooch</b>       | 23      | 125     |
| <b>A.J.Stewart</b>     | 19      | 125     |
| <b>G.P.Thorpe</b>      | 17      | 53      |
| <b>N.H.Fairbrother</b> | 16      | 75      |
| <b>R.A.Smith</b>       | 15      | 71      |
| <b>N.V.Knight</b>      | 12      | 53      |
| <b>M.A.Atherton</b>    | 12      | 54      |
| <b>D.I.Gower</b>       | 12      | 114     |

### Leading Duck-makers

| Player              | Ducks | Matches |
|---------------------|-------|---------|
| <b>A.J.Stewart</b>  | 9     | 125     |
| <b>G.A.Hick</b>     | 8     | 105     |
| <b>A.J.Lamb</b>     | 8     | 122     |
| <b>J.M.Brearley</b> | 6     | 25      |
| <b>G.C.Small</b>    | 6     | 53      |
| <b>C.C.Lewis</b>    | 6     | 53      |
| <b>D.I.Gower</b>    | 6     | 114     |
| <b>I.T.Botham</b>   | 6     | 116     |



# West Indies



The NatWest Series

## SQUAD

4

### JIMMY ADAMS

**Born:** 9/1/68  
Left hand batsman  
Wicketkeeper/Left arm orthodox  
**Debut:** 1992

Once rated the top batsman in the world he was appointed captain in March in succession to Brian Lara. A true all-rounder he combines a powerful batting style with the ability to bowl a deceptive left arm orthodox and can stand in behind the stumps if needed. He combines his utility role with an infectious competitive streak which saw him figure highly in the West Indies' World Cup campaign.

### MERVYN DILLON

**Born:** 5/6/74  
Right arm fast medium  
Right hand batsman  
**Debut:** 1997

Arguably one of the best up and coming fast bowlers in the world, his ability to provide both pace and swing has seen him rise to prominence in international cricket. He can be inconsistent, with too much variety in his deliveries on occasion, but has worked hard to improve his game after the embarrassment of being sent home from South Africa after the Test series of 1999.

### RIDLEY JACOBS

**Born:** 26/11/67  
Left hand batsman  
Wicketkeeper  
**Debut:** 1996

Extremely agile behind the stumps, Jacobs has risen to prominence as an integral part of the squad since his debut in 1996. A patient batsman who possesses great technical ability if somewhat lacking in flair. He has reserved some of his finest performances for the limited overs matches but will be looking to re-discover his form on this tour after batting poorly in his last one-day outing against Pakistan in April.

### MAHENDRA NAGAMOOTO

**Born:** 9/10/75  
Left hand batsman  
Leg break googly  
As yet relatively untried but extremely promising leg break bowler, who could prove to be a West Indies secret weapon of the future.

### RICARDO POWELL

**Born:** 16/12/78  
Right hand batsman  
Right arm slow orthodox  
**Debut:** 1999

A talented young batsman who is primarily an attacking middle order batsman he is also excellent in the field.

### SHERWIN CAMPBELL

**Born:** 1/11/70  
Right hand batsman  
Right arm orthodox bowler  
**Debut:** 1994

A crucial member of the squad as the in-form opening batsman of the side. He copes well with any type of attack and in full flow is capable of destroying any side with his aggressive stroke play and unfaltering concentration at the crease. Also renowned as an agile fielder.

### CHRIS GAYLE

**Born:** 21/9/79  
Left hand batsman  
Left arm orthodox bowler  
**Debut:** 1999

A lively left-handed batsman with a reputation for attacking bowlers, Gayle has impressed immensely at domestic level as opening batsman for Jamaica where he boasts an impressive average. Relatively untested at international level he has the potential to be a rising star amongst the West Indian ranks and can combine powerful stroke-play with a wicked off-spin if required.

### REON KING

**Born:** 6/10/75  
Right arm fast medium  
Right arm bowler  
**Debut:** 1999

His main asset is pace which combined with a good technique has seen him develop as a potent wicket-taking threat. He prefers the one-day scene and with best figures of 4-25 could pose more than a few problems for England's top order.

### FRANKLYN ROSE

**Born:** 1972  
Right hand batsman  
Right arm fast  
**Debut:** 1997

Called up to the squad for the first time in 1997 after a two-year lay-off from cricket, he is a threatening member of the bowling attack. He struggles at times to remain economical but has a proven track record at international level as the first West Indian to take a six-wicket haul on his Test debut

### SHIVNARINE CHANDERPAUL

**Born:** 18/8/74  
Left hand batsman  
Left arm leg break bowler  
**Debut:** 1994

The stabilising influence of the middle order, he has showed a maturity beyond his years to command a regular international place over the past few years. A consistent run scorer, he builds innings on a strong defence and invariably spends lengthy spells at the crease. His leg break bowling has enjoyed some success at domestic level but remains largely untried internationally.

### ADRIAN GRIFFITH

**Born:** 19/11/71  
Left hand batsman  
Right arm medium  
**Debut:** 1996

A product of the A squad, Griffith has moved up through the ranks of West Indies cricket and hails from the same breeding ground as the legendary Desmond Haynes. Tall and ungainly, he prefers a defensive approach with the emphasis on protection rather than attack in what can best be described as a solid batting style.

### BRIAN LARA

**Born:** 2/5/69  
Left hand batsman  
Left arm bowler  
**Debut:** 1990

Resigned as captain after losing to New Zealand earlier this year but remains the focal point of West Indian cricket. On form and at full fitness he still has the ability to destroy any form of attack and amass runs quickly. Hugely adaptable, he possesses a variety of strokes and vast technical ability.

### RAMNAWESH SARAWAN

**Born:** 23/6/80  
Right hand batsman  
Left arm bowler  
**Debut:** 2000

Became the youngest first-class cricketer in West Indian history when at the age of 15 he appeared for Guyana against Barbados in the Red Stripe Cup. Progressed through the ranks to make his Test debut earlier this year against Pakistan where he impressed with an unbeaten 84 first innings display.

### COREY COLLYMORE

**Born:** 21/12/77  
Right arm fast medium  
Right hand batsman  
**Debut:** 1999

Lively fast bowler whose inclusion in the squad sees him return to the international scene after a career-threatening back injury that put him out of action for eight months. Nursed back into the fold, he impressed in the A team tour of England last year where his economical display brought him back to the attention of the selectors.

### WAVELL HINDS

**Born:** 7/9/76  
Left hand batsman  
Right arm medium  
**Debut:** 1999

Comfortable either in the middle order or as an opener, Hinds is a hard-hitting batsman who seems to offer improvement with every display. Averaging well over 50 in one-day internationals, he is another emerging star from the Windies and possesses arguably the best fielding arm in the squad.

### NIXON McLEAN

**Born:** 28/7/73  
Left hand batsman  
Right arm fast  
**Debut:** 1996

Back from injury to re-claim a place in the squad, he is viewed by many as a potential star of the future bowling attack. His greatest asset is arguably his pace and he will be looking to use his chance to display pacey right-arm style to its full potential.


### COURTNEY WALSH

**Born:** 30/10/62  
Right arm fast  
Right hand batsman  
**Debut:** 1984

One of the finest pace bowlers in international cricket, he combines lightning quick deliveries with variety to prove more than a match for any batsman in the world. Able to swing the ball both ways, he is capable of producing pinpoint accuracy and destroying an order single-handedly. For all his prowess with the ball his weakness lies in batting and he carries with him the dubious honour of most Test ducks in the international game.



# West Indies



The NatWest Series

## One-Day International Averages & Records

5

### One-Day Match Results

| Team        | Played | Wins | Losses | Draws | Ties | NR |
|-------------|--------|------|--------|-------|------|----|
| vs England  | 58     | 31   | 25     | 0     | 0    | 2  |
| vs Zimbabwe | 8      | 8    | 0      | 0     | 0    | 0  |
| vs all      | 400    | 240  | 148    | 0     | 5    | 7  |

### Batting

| Name  | M   | I   | NO | Runs | HS   | Avg   | 100 | 50 | Ct | St |
|---|-----|-----|----|------|------|-------|-----|----|----|----|
| <b>B.C.Lara</b>                                     | 167 | 164 | 15 | 6316 | 169  | 42.38 | 13  | 39 | 75 | -  |
| <i>Best at Sharjah 1995/96 vs. Sri Lanka</i>        |     |     |    |      |      |       |     |    |    |    |
| <b>S.Chanderpaul</b>                                | 92  | 86  | 9  | 2645 | 150  | 34.35 | 2   | 15 | 26 | -  |
| <i>Best at East London 1998/99 vs. South Africa</i> |     |     |    |      |      |       |     |    |    |    |
| <b>W.W.Hinds</b>                                    | 19  | 19  | 1  | 557  | 116* | 30.94 | 1   | 2  | 8  | -  |
| <i>Best at Kingston 1999/00 vs. Zimbabwe</i>        |     |     |    |      |      |       |     |    |    |    |
| <b>J.C.Adams</b>                                    | 111 | 91  | 25 | 1980 | 82   | 30.00 | -   | 14 | 66 | 5  |
| <i>Best at Port of Spain 1998/99 vs. Australia</i>  |     |     |    |      |      |       |     |    |    |    |
| <b>S.L.Campbell</b>                                 | 77  | 75  | 0  | 2056 | 103  | 27.41 | 1   | 14 | 17 | -  |
| <i>Best at Kingston 1999/00 vs. Zimbabwe</i>        |     |     |    |      |      |       |     |    |    |    |
| <b>R.L.Powell</b>                                   | 28  | 26  | 2  | 639  | 124  | 26.62 | 1   | 3  | 11 | -  |
| <i>Best at Singapore 1999/00 vs. India</i>          |     |     |    |      |      |       |     |    |    |    |
| <b>R.D.Jacobs</b>                                   | 56  | 47  | 7  | 864  | 80*  | 21.60 | -   | 5  | 79 | 15 |
| <i>Best at Southampton 1999 vs. New Zealand</i>     |     |     |    |      |      |       |     |    |    |    |
| <b>C.H.Gayle</b>                                    | 14  | 14  | 1  | 218  | 58*  | 16.76 | -   | 1  | 1  | -  |
| <i>Best at Kingston 1999/00 vs. Zimbabwe</i>        |     |     |    |      |      |       |     |    |    |    |
| <b>C.D.Collymore</b>                                | 3   | 2   | 1  | 16   | 13*  | 16.00 | -   | -  | -  | -  |
| <i>Best at Toronto 1999/00 vs. India</i>            |     |     |    |      |      |       |     |    |    |    |
| <b>A.F.G.Griffith</b>                               | 8   | 7   | 1  | 89   | 47   | 14.83 | -   | -  | 5  | -  |
| <i>Best at Sydney 1996/97 vs. Pakistan</i>          |     |     |    |      |      |       |     |    |    |    |
| <b>C.E.L.Ambrose</b>                                | 176 | 96  | 36 | 639  | 31*  | 10.65 | -   | -  | 45 | -  |
| <i>Best at Melbourne 1996/97 vs. Pakistan</i>       |     |     |    |      |      |       |     |    |    |    |
| <b>F.A.Rose</b>                                     | 22  | 19  | 5  | 140  | 24   | 10.00 | -   | -  | 7  | -  |
| <i>Best at Bridgetown 1997/98 vs. England</i>       |     |     |    |      |      |       |     |    |    |    |
| <b>N.A.M.McLean</b>                                 | 26  | 19  | 3  | 152  | 39   | 9.50  | -   | -  | 5  | -  |
| <i>Best at Dhaka 1999/00 vs. Bangladesh</i>         |     |     |    |      |      |       |     |    |    |    |
| <b>M.Dillon</b>                                     | 42  | 21  | 7  | 113  | 21*  | 8.07  | -   | -  | 5  | -  |
| <i>Best at Toronto 1999/00 vs. India</i>            |     |     |    |      |      |       |     |    |    |    |
| <b>C.A.Walsh</b>                                    | 205 | 79  | 33 | 321  | 30   | 6.97  | -   | -  | 28 | -  |
| <i>Best at Calcutta 1994/95 vs. India</i>           |     |     |    |      |      |       |     |    |    |    |
| <b>R.D.King</b>                                     | 38  | 21  | 12 | 61   | 12*  | 6.77  | -   | -  | 4  | -  |
| <i>Best at St George's 1998/99 vs. Australia</i>    |     |     |    |      |      |       |     |    |    |    |

### Bowling

| Name  | O      | M   | R    | W   | Avg   | Best | 5w | Econ |
|---|--------|-----|------|-----|-------|------|----|------|
| <b>R.D.King</b>                                   | 325.4  | 33  | 1296 | 62  | 20.90 | 4-25 | -  | 3.97 |
| <i>Best at Port of Spain 1999/00 vs. Pakistan</i> |        |     |      |     |       |      |    |      |
| <b>S.L.Campbell</b>                               | 32.4   | 0   | 170  | 8   | 21.25 | 4-30 | -  | 5.20 |
| <i>Best at Dhaka 1999/00 vs. Bangladesh</i>       |        |     |      |     |       |      |    |      |
| <b>C.E.L.Ambrose</b>                              | 1558.5 | 195 | 5430 | 225 | 24.13 | 5-17 | 4  | 3.48 |
| <i>Best at Melbourne 1988/89 vs. Australia</i>    |        |     |      |     |       |      |    |      |
| <b>M.Dillon</b>                                   | 361.1  | 24  | 1604 | 55  | 29.16 | 5-51 | 1  | 4.44 |
| <i>Best at Toronto 1999/00 vs. India</i>          |        |     |      |     |       |      |    |      |
| <b>J.C.Adams</b>                                  | 274.2  | 12  | 1292 | 43  | 30.04 | 5-37 | 1  | 4.70 |
| <i>Best at Adelaide 1996/97 vs. Pakistan</i>      |        |     |      |     |       |      |    |      |
| <b>C.A.Walsh</b>                                  | 1803.4 | 184 | 6916 | 227 | 30.46 | 5-1  | 1  | 3.83 |
| <i>Best at Sharjah 1986/87 vs. Sri Lanka</i>      |        |     |      |     |       |      |    |      |
| <b>N.A.M.McLean</b>                               | 195.4  | 8   | 941  | 29  | 32.44 | 3-41 | -  | 4.80 |
| <i>Best at Cape Town 1998/99 vs. South Africa</i> |        |     |      |     |       |      |    |      |
| <b>W.W.Hinds</b>                                  | 13     | 0   | 77   | 2   | 38.50 | 1-6  | -  | 5.92 |
| <i>Best at Singapore 1999/00 vs. India</i>        |        |     |      |     |       |      |    |      |
| <b>F.A.Rose</b>                                   | 177    | 12  | 845  | 21  | 40.23 | 5-23 | 1  | 4.77 |
| <i>Best at Arnos Vale 1999/00 vs. Pakistan</i>    |        |     |      |     |       |      |    |      |
| <b>S.Chanderpaul</b>                              | 116    | 0   | 600  | 14  | 42.85 | 3-18 | -  | 5.17 |
| <i>Best at Sharjah 1997/98 vs. India</i>          |        |     |      |     |       |      |    |      |
| <b>C.H.Gayle</b>                                  | 71.2   | 2   | 301  | 7   | 43.00 | 2-18 | -  | 4.21 |
| <i>Best at Toronto 1999/00 vs. India</i>          |        |     |      |     |       |      |    |      |
| <b>C.D.Collymore</b>                              | 28     | 1   | 92   | 2   | 46.00 | 1-27 | -  | 3.28 |
| <i>Best at Toronto 1999/00 vs. India</i>          |        |     |      |     |       |      |    |      |
| <b>R.L.Powell</b>                                 | 23.1   | 0   | 155  | 3   | 51.66 | 2-5  | -  | 6.69 |
| <i>Best at Kingston 1999/00 vs. Zimbabwe</i>      |        |     |      |     |       |      |    |      |

### Best Individual Scores

|                       |      |                            |               |         |
|-----------------------|------|----------------------------|---------------|---------|
| <b>I.V.A.Richards</b> | 189* | West Indies v England      | Old Trafford  | 1984    |
| <b>I.V.A.Richards</b> | 181  | West Indies v Sri Lanka    | Karachi       | 1987/88 |
| <b>B.C.Lara</b>       | 169  | West Indies v Sri Lanka    | Sharjah       | 1995/96 |
| <b>I.V.A.Richards</b> | 153* | West Indies v Australia    | Melbourne     | 1979/80 |
| <b>B.C.Lara</b>       | 153  | West Indies v Pakistan     | Sharjah       | 1993/94 |
| <b>D.L.Haynes</b>     | 152* | West Indies v India        | Georgetown    | 1988/89 |
| <b>S.Chanderpaul</b>  | 150  | West Indies v South Africa | East London   | 1998/99 |
| <b>I.V.A.Richards</b> | 149  | West Indies v India        | Jamshedpur    | 1983/84 |
| <b>D.L.Haynes</b>     | 148  | West Indies v Australia    | St John's     | 1977/78 |
| <b>B.C.Lara</b>       | 146* | West Indies v New Zealand  | Port of Spain | 1995/96 |

### Best Innings Bowling

|                       |      |                         |               |         |
|-----------------------|------|-------------------------|---------------|---------|
| <b>W.W.Davis</b>      | 7/51 | West Indies v Australia | Headingley    | 1983    |
| <b>C.E.H.Croft</b>    | 6/15 | West Indies v England   | Arnos Vale    | 1980/81 |
| <b>B.P.Patterson</b>  | 6/29 | West Indies v India     | Nagpur        | 1987/88 |
| <b>I.V.A.Richards</b> | 6/41 | West Indies v India     | Delhi         | 1989/90 |
| <b>A.H.Gray</b>       | 6/50 | West Indies v Australia | Port of Spain | 1990/91 |
| <b>C.A.Walsh</b>      | 5/1  | West Indies v Sri Lanka | Sharjah       | 1986/87 |
| <b>C.E.L.Ambrose</b>  | 5/17 | West Indies v Australia | Melbourne     | 1988/89 |
| <b>A.M.E.Roberts</b>  | 5/22 | West Indies v England   | Adelaide      | 1979/80 |
| <b>W.K.M.Benjamin</b> | 5/22 | West Indies v Sri Lanka | Mumbai        | 1993/94 |
| <b>F.A.Rose</b>       | 5/23 | West Indies v Pakistan  | Arnos Vale    | 1999/00 |

### Highest Team Totals

|                  |                           |               |         |
|------------------|---------------------------|---------------|---------|
| <b>360 for 4</b> | West Indies v Sri Lanka   | Karachi       | 1987/88 |
| <b>333 for 7</b> | West Indies v Sri Lanka   | Sharjah       | 1995/96 |
| <b>333 for 8</b> | West Indies v India       | Jamshedpur    | 1983/84 |
| <b>315 for 4</b> | West Indies v Pakistan    | Port of Spain | 1987/88 |
| <b>314 for 6</b> | West Indies v Bangladesh  | Dhaka         | 1999/00 |
| <b>313 for 6</b> | West Indies v England     | Arnos Vale    | 1993/94 |
| <b>313 for 9</b> | West Indies v Australia   | St John's     | 1977/78 |
| <b>309 for 6</b> | West Indies v Sri Lanka   | Perth         | 1984/85 |
| <b>306 for 6</b> | West Indies v New Zealand | Gauhati       | 1994/95 |
| <b>302 for 5</b> | West Indies v England     | Port of Spain | 1997/98 |

### Lowest Team Totals

|            |                           |               |         |
|------------|---------------------------|---------------|---------|
| <b>87</b>  | West Indies v Australia   | Sydney        | 1992/93 |
| <b>93</b>  | West Indies v Kenya       | Pune          | 1995/96 |
| <b>103</b> | West Indies v Pakistan    | Melbourne     | 1996/97 |
| <b>110</b> | West Indies v Australia   | Old Trafford  | 1999    |
| <b>111</b> | West Indies v Pakistan    | Melbourne     | 1983/84 |
| <b>114</b> | West Indies v Pakistan    | Port of Spain | 1999/00 |
| <b>117</b> | West Indies v Pakistan    | Sharjah       | 1999/00 |
| <b>121</b> | West Indies v India       | Port of Spain | 1996/97 |
| <b>123</b> | West Indies v India       | Calcutta      | 1993/94 |
| <b>123</b> | West Indies v New Zealand | Margoa        | 1994/95 |

### Leading Matches

| Player                | Matches |
|-----------------------|---------|
| <b>D.L.Haynes</b>     | 238     |
| <b>R.B.Richardson</b> | 224     |
| <b>C.A.Walsh</b>      | 205     |
| <b>I.V.A.Richards</b> | 187     |
| <b>C.L.Hooper</b>     | 182     |
| <b>C.E.L.Ambrose</b>  | 176     |
| <b>P.J.L.Dujon</b>    | 169     |
| <b>B.C.Lara</b>       | 167     |
| <b>A.L.Logie</b>      | 158     |
| <b>P.V.Simmons</b>    | 143     |

### Most Hundreds

| Player                | Hundreds | Matches |
|-----------------------|----------|---------|
| <b>D.L.Haynes</b>     | 17       | 238     |
| <b>B.C.Lara</b>       | 13       | 167     |
| <b>C.G.Greenidge</b>  | 11       | 128     |
| <b>I.V.A.Richards</b> | 11       | 187     |
| <b>C.L.Hooper</b>     | 6        | 182     |
| <b>P.V.Simmons</b>    | 5        | 143     |
| <b>R.B.Richardson</b> | 5        | 224     |
| <b>S.Chanderpaul</b>  | 2        | 92      |
| <b>C.B.Lambert</b>    | 1        | 11      |
| <b>R.C.Fredericks</b> | 1        | 12      |

### Leading Runscorers

| Player                | Runs | Matches |
|-----------------------|------|---------|
| <b>D.L.Haynes</b>     | 8648 | 238     |
| <b>I.V.A.Richards</b> | 6721 | 187     |
| <b>B.C.Lara</b>       | 6316 | 167     |
| <b>R.B.Richardson</b> | 6248 | 224     |
| <b>C.G.Greenidge</b>  | 5134 | 128     |
| <b>C.L.Hooper</b>     | 4612 | 182     |
| <b>P.V.Simmons</b>    | 3675 | 143     |
| <b>A.L.Logie</b>      | 2809 | 158     |
| <b>S.Chanderpaul</b>  | 2645 | 92      |
| <b>S.L.Campbell</b>   | 2056 | 77      |

### Most Fifties (including hundreds)

| Player                | Fifties | Matches |
|-----------------------|---------|---------|
| <b>D.L.Haynes</b>     | 57      | 238     |
| <b>I.V.A.Richards</b> | 45      | 187     |
| <b>R.B.Richardson</b> | 44      | 224     |
| <b>B.C.Lara</b>       | 39      | 167     |
| <b>C.G.Greenidge</b>  | 31      | 128     |
| <b>C.L.Hooper</b>     | 26      | 182     |
| <b>P.V.Simmons</b>    | 18      | 143     |
| <b>S.Chanderpaul</b>  | 15      | 92      |
| <b>S.L.Campbell</b>   | 14      | 77      |
| <b>J.C.Adams</b>      | 14      | 111     |

### Leading Wicket-takers

| Player                | Wickets | Matches |
|-----------------------|---------|---------|
| <b>C.A.Walsh</b>      | 227     | 205     |
| <b>C.E.L.Ambrose</b>  | 225     | 176     |
| <b>C.L.Hooper</b>     | 163     | 182     |
| <b>M.D.Marshall</b>   | 157     | 136     |
| <b>J.Garner</b>       | 146     | 98      |
| <b>M.A.Holding</b>    | 142     | 102     |
| <b>I.R.Bishop</b>     | 118     | 84      |
| <b>I.V.A.Richards</b> | 118     | 187     |
| <b>W.K.M.Benjamin</b> | 100     | 85      |
| <b>R.A.Harper</b>     | 100     | 105     |

### Leading Catches (ex Wkt-Keepers)

| Player                | Catches | Matches |
|-----------------------|---------|---------|
| <b>I.V.A.Richards</b> | 101     | 187     |
| <b>C.L.Hooper</b>     | 87      | 182     |
| <b>B.C.Lara</b>       | 75      | 167     |
| <b>R.B.Richardson</b> | 75      | 224     |
| <b>A.L.Logie</b>      | 61      | 158     |
| <b>D.L.Haynes</b>     | 59      | 238     |
| <b>C.A.Harper</b>     | 55      | 105     |
| <b>P.V.Simmons</b>    | 55      | 142     |
| <b>C.G.Greenidge</b>  | 45      | 128     |
| <b>C.E.L.Ambrose</b>  | 45      | 176     |

### Leading 5 Wicket Hauls

| Player                | Five wkts | Matches |
|-----------------------|-----------|---------|
| <b>C.E.L.Ambrose</b>  | 4         | 176     |
| <b>J.Garner</b>       | 3         | 98      |
| <b>O.D.Gibson</b>     | 2         | 15      |
| <b>I.R.Bishop</b>     | 2         | 84      |
| <b>I.V.A.Richards</b> | 2         | 187     |
| <b>V.A.Holder</b>     | 1         | 12      |
| <b>C.E.H.Croft</b>    | 1         | 19      |
| <b>F.A.Rose</b>       | 1         | 22      |
| <b>A.H.Gray</b>       | 1         | 25      |
| <b>W.W.Davis</b>      | 1         | 35      |


### Leading Stumpings

| Wicket-keeper      | Stumpings | Mtchs |
|--------------------|-----------|-------|
| <b>P.J.L.Dujon</b> | 21        | 166   |
| <b>R.D.Jacobs</b>  | 15        | 56    |
| <b>D.Williams</b>  | 10        | 36    |
| <b>J.R.Murray</b>  | 7         | 50    |
| <b>C.O.Browne</b>  | 5         | 24    |
| <b>J.C.Adams</b>   | 5         | 26    |





# Zimbabwe



The NatWest Series

## SQUAD

6

### ANDY FLOWER

**Born:** 28/4/68  
Left hand batsman  
Wicketkeeper  
**Debut:** 1992

Inspirational captain and superb batsman who doubles up as a more than capable wicket-keeper. Made a century on his debut for his country against Sri Lanka in the 1992 World Cup and has gone on to score more than 4,000 runs in limited overs internationals. Has also claimed 100 catches behind the stumps.

### HEATH STREAK

**Born:** 16/9/74  
Right hand batsman  
Right arm fast medium  
**Debut:** 1993

Superb bowler in both Test and one-day arenas, who has racked up more than 100 wickets in the limited overs game since making his debut against South Africa. Pacy and aggressive bowler, who is also a useful batsman down the order and can always make vital contributions. His one-day average of 20 is excellent for a lower order player.

### GRANT FLOWER

**Born:** 20/12/70  
Right hand batsman  
Slow left arm orthodox  
**Debut:** 1992

Brother of captain Andy, a solid opening batsman who is approaching the 4,000-run mark in the one-day game. Has hit 25 fifties and three centuries in his limited overs career. A useful slow left-arm bowler in one-day cricket, Flower is also an outstanding all-round fielder who can save vital runs for his side.

### ALISTAIR CAMPBELL

**Born:** 23/9/72  
Left hand batsman  
Right arm off break  
**Debut:** 1992

Former Zimbabwe captain who was thrust into the international arena at the age of just 19 in the 1992 World Cup. The youngest Zimbabwean to score a first-class century, the aggressive strokemaker has scored more than 3,000 one-day runs including three centuries and 17 half-centuries. Also a more than capable fielder.

### GARY BRENT

**Born:** 13/1/76  
Right hand batsman  
Right arm medium fast  
**Debut:** 1996

Emerging bowler who has been a consistent, if unspectacular, performer for his country since making his one-day debut against Pakistan. Has picked up 23 wickets in 18 appearances for Zimbabwe and, despite not being the most gifted performer with the bat, can add late runs. Made his Test debut against Sri Lanka last year.

### STUART CARLISLE

**Born:** 10/5/72  
Right hand batsman  
Right arm medium fast  
**Debut:** 1995

Dogged and determined one-day middle order batsman who has one fifty and one century to his name. Carlisle has been in and out of the side since suffering the misfortune of being run out for a duck on his debut against Pakistan. Has been deployed as an experimental opening batsman but has now returned to the middle of the order.

### MURRAY GOODWIN

**Born:** 11/12/72  
Right hand batsman  
Right arm medium  
**Debut:** 1998

Very much an in-form batsman who has become one of the mainstays of the Zimbabwean batting line-up. Goodwin's family moved to Australia when he was 13 and he played for the U19 side and Western Australia before moving back to Zimbabwe to further his international chances. Already well on the way to 2,000 one-day runs after just two years but this will be his final flourish for Zimbabwe as he is returning to Western Australia.

### NEIL JOHNSON

**Born:** 24/1/70  
Left hand batsman  
Right arm fast medium  
**Debut:** 1998

Extremely talented all-rounder, who has made a real impact since opting to play for Zimbabwe after playing in South Africa. Has already scored four hundreds and eight fifties and always provides entertainment while at the crease thanks to his attacking style. A competent bowler who is capable of picking up vital wickets.

### MPUMELELO MBANGWA

**Born:** 26/6/76  
Right hand batsman  
Right arm fast medium  
**Debut:** 1996

'Pommie' is one of Zimbabwe's most promising stars although he has yet to really hit the heights in the one-day game. Relies on line and length because of his lack of genuine pace and has benefited from Dennis Lillee's coaching. Still needs to develop as a batsman.

### MLULEKI NKALA

**Born:** 1/4/81  
Right hand batsman  
Right arm fast medium  
**Debut:** 1998

Burst onto the international scene when he made his one-day debut against India at the age of just 17 and managed to capture the wicket of Sachin Tendulkar. Captained the Zimbabwe U15 team and has risen through the ranks but has yet to establish himself as a regular but still has plenty of time on his side at the age of 19.

### HENRY OLONGA

**Born:** 3/7/76  
Right hand batsman  
Right arm fast  
**Debut:** 1995

An inconsistent performer, Olunga made history when he became the first black player to represent his country in 1995. Has also benefited after coaching from Dennis Lillee but has found it hard to perform well on a regular basis. Hit the headlines when he took 6-19 against England last winter.

### BRYAN STRANG

**Born:** 9/6/72  
Right hand batsman  
Left arm medium fast  
**Debut:** 1995

Medium-paced seamer who prides himself on bowling with great economy. Made an immediate impact on the one-day international scene by taking 4-36 against Pakistan on his debut and also has a six-wicket haul to his name. Despite his initial success, he has failed to hold down a regular place in the side.

### PAUL STRANG

**Born:** 28/7/70  
Right hand batsman  
Leg break  
**Debut:** 1994

A quality all-rounder who can bowl wicket-taking deliveries and score runs down the order. The brother of Bryan, he has played county cricket in England with Kent and Nottinghamshire in recent years and now has more than 80 wickets in the one-day game. Also a superb fielder, who patrols the area around backward point.

### DIRK VILJOEN

**Born:** 11/3/77  
Left hand batsman  
Slow left arm orthodox  
**Debut:** 1997

Exciting young all-rounder who was part of Zimbabwe's World Cup squad that did so well in England last year. Was Zimbabwe's young cricketer of the year in 1996/7 and made his debut at the age of 19 against Sri Lanka. A technically-sound batsman and more than useful bowler who can provide great variation which is so often required in limited overs cricket.

### GUY WHITTALL

**Born:** 5/9/72  
Right hand batsman  
Right arm medium  
**Debut:** 1993

Solid all-rounder but as a middle order batsman he has never quite fulfilled the potential he has shown with the bat. Has scored nine one-day half-centuries without going on to record a ton. He has also picked up 75 wickets and is fast approaching 100 one-day international appearances.

### CRAIG WISHART

**Born:** 9/1/74  
Right hand batsman  
Right arm medium  
**Debut:** 1996

Still establishing himself as a one-day batsman despite having played more than 40 games for his country. Has a century and fifty to his name but averages a disappointing 18 in limited overs cricket. Rarely called upon to bowl but is capable of doing so with gentle medium pacers.



# Zimbabwe



The NatWest Series



## One-Day International Averages & Records

7

### One-Day Match Results

| Team           | Played | Wins | Losses | Draws | Ties | NR |
|----------------|--------|------|--------|-------|------|----|
| vs West Indies | 8      | 8    | 8      | 0     | 0    | 0  |
| vs England     | 12     | 6    | 6      | 0     | 0    | 0  |
| vs all         | 150    | 38   | 104    | 0     | 4    | 4  |

### Batting

| Name  | M   | I   | NO | Runs | HS   | Avge  | 100 | 50 | Ct  | St |
|---|-----|-----|----|------|------|-------|-----|----|-----|----|
| <b>N.C.Johnson</b>                                | 41  | 41  | 1  | 1449 | 132* | 36.22 | 4   | 8  | 17  | -  |
| <i>Best at Lord's 1999 vs. Australia</i>          |     |     |    |      |      |       |     |    |     |    |
| <b>G.W.Flower</b>                                 | 125 | 123 | 6  | 3851 | 140  | 32.91 | 3   | 25 | 42  | -  |
| <i>Best at Dhaka 1998/99 vs. Kenya</i>            |     |     |    |      |      |       |     |    |     |    |
| <b>A.Flower</b>                                   | 138 | 135 | 9  | 4068 | 115* | 32.28 | 1   | 35 | 101 | 28 |
| <i>Best at New Plymouth 1991/92 vs. Sri Lanka</i> |     |     |    |      |      |       |     |    |     |    |
| <b>A.D.R.Campbell</b>                             | 127 | 123 | 11 | 3108 | 131* | 27.75 | 3   | 17 | 48  | -  |
| <i>Best at Harare 1994/95 vs. Sri Lanka</i>       |     |     |    |      |      |       |     |    |     |    |
| <b>M.W.Goodwin</b>                                | 64  | 63  | 2  | 1629 | 111  | 26.70 | 1   | 8  | 20  | -  |
| <i>Best at Colombo 1997/98 vs. Sri Lanka</i>      |     |     |    |      |      |       |     |    |     |    |
| <b>G.J.Whittall</b>                               | 97  | 95  | 15 | 1873 | 83   | 23.41 | -   | 9  | 22  | -  |
| <i>Best at Nairobi 1997/98 vs. Kenya</i>          |     |     |    |      |      |       |     |    |     |    |
| <b>S.V.Carlisle</b>                               | 38  | 37  | 4  | 749  | 121* | 22.69 | 1   | 1  | 14  | -  |
| <i>Best at Harare 1999/00 vs. Sri Lanka</i>       |     |     |    |      |      |       |     |    |     |    |
| <b>P.A.Strang</b>                                 | 81  | 67  | 22 | 1015 | 47   | 22.55 | -   | -  | 24  | -  |
| <i>Best at Paarl 1996/97 vs. India</i>            |     |     |    |      |      |       |     |    |     |    |
| <b>H.H.Streak</b>                                 | 93  | 79  | 29 | 1020 | 59   | 20.40 | -   | 1  | 20  | -  |
| <i>Best at Sharjah 1998/99 vs. India</i>          |     |     |    |      |      |       |     |    |     |    |
| <b>C.B.Wishart</b>                                | 46  | 41  | 2  | 735  | 102  | 18.84 | 1   | 1  | 15  | -  |
| <i>Best at Harare 1998/99 vs. India</i>           |     |     |    |      |      |       |     |    |     |    |
| <b>D.P.Viljoen</b>                                | 19  | 18  | 4  | 168  | 36   | 12.00 | -   | -  | 6   | -  |
| <i>Best at Wellington 1997/98 vs. New Zealand</i> |     |     |    |      |      |       |     |    |     |    |
| <b>G.B.Brent</b>                                  | 18  | 15  | 5  | 71   | 24   | 7.10  | -   | -  | 4   | -  |
| <i>Best at Cuttack 1997/98 vs. India</i>          |     |     |    |      |      |       |     |    |     |    |
| <b>B.C.Strang</b>                                 | 20  | 12  | 4  | 51   | 15   | 6.37  | -   | -  | 11  | -  |
| <i>Best at Harare 1997/98 vs. New Zealand</i>     |     |     |    |      |      |       |     |    |     |    |
| <b>M.Nkala</b>                                    | 5   | 3   | 0  | 19   | 17   | 6.33  | -   | -  | 1   | -  |
| <i>Best at Kingston 1999/00 vs. West Indies</i>   |     |     |    |      |      |       |     |    |     |    |
| <b>H.K.Olonga</b>                                 | 30  | 16  | 8  | 40   | 11   | 5.00  | -   | -  | 7   | -  |
| <i>Best at Harare 1999/00 vs. England</i>         |     |     |    |      |      |       |     |    |     |    |
| <b>M.Mbangwa</b>                                  | 21  | 9   | 3  | 24   | 11   | 4.00  | -   | -  | 2   | -  |
| <i>Best at Lahore 1996/97 vs. Pakistan</i>        |     |     |    |      |      |       |     |    |     |    |

### Bowling

| Name  | O     | M  | R    | W   | Avge  | Best | 5w | Econ |
|---|-------|----|------|-----|-------|------|----|------|
| <b>B.C.Strang</b>                             | 154.2 | 10 | 646  | 26  | 24.84 | 6-20 | 1  | 4.18 |
| <i>Best at Nairobi 1997/98 vs. Bangladesh</i> |       |    |      |     |       |      |    |      |
| <b>D.P.Viljoen</b>                            | 87    | 4  | 356  | 13  | 27.38 | 3-20 | -  | 4.09 |
| <i>Best at Harare 1999/00 vs. England</i>     |       |    |      |     |       |      |    |      |
| <b>H.K.Olonga</b>                             | 216.1 | 8  | 1225 | 42  | 29.16 | 6-19 | 1  | 5.66 |
| <i>Best at Cape Town 1999/00 vs. England</i>  |       |    |      |     |       |      |    |      |
| <b>A.D.R.Campbell</b>                         | 63.3  | 3  | 295  | 10  | 29.50 | 2-20 | -  | 4.64 |
| <i>Best at Nairobi 1999/00 vs. Kenya</i>      |       |    |      |     |       |      |    |      |
| <b>H.H.Streak</b>                             | 776.4 | 56 | 3423 | 111 | 30.83 | 5-32 | 1  | 4.40 |
| <i>Best at Bulawayo 1996/97 vs. India</i>     |       |    |      |     |       |      |    |      |
| <b>G.B.Brent</b>                              | 146.2 | 1  | 738  | 23  | 32.08 | 4-53 | -  | 5.04 |
| <i>Best at Bulawayo 1999/00 vs. Sri Lanka</i> |       |    |      |     |       |      |    |      |
| <b>P.A.Strang</b>                             | 631.4 | 34 | 2676 | 83  | 32.24 | 5-21 | 2  | 4.23 |
| <i>Best at Patna 1995/96 vs. Kenya</i>        |       |    |      |     |       |      |    |      |
| <b>G.J.Whittall</b>                           | 517.3 | 13 | 2621 | 75  | 34.94 | 4-35 | -  | 5.06 |
| <i>Best at Bulawayo 1999/00 vs. Sri Lanka</i> |       |    |      |     |       |      |    |      |
| <b>N.C.Johnson</b>                            | 217.3 | 8  | 1094 | 30  | 36.46 | 4-42 | -  | 5.02 |
| <i>Best at Taunton 1999 vs. Kenya</i>         |       |    |      |     |       |      |    |      |
| <b>G.W.Flower</b>                             | 424   | 6  | 1981 | 48  | 41.27 | 4-32 | -  | 4.67 |
| <i>Best at Dhaka 1998/99 vs. Kenya</i>        |       |    |      |     |       |      |    |      |
| <b>M.W.Goodwin</b>                            | 41.2  | 1  | 210  | 4   | 52.50 | 1-12 | -  | 5.08 |
| <i>Best at Nairobi 1999/00 vs. India</i>      |       |    |      |     |       |      |    |      |
| <b>M.Nkala</b>                                | 29    | 1  | 153  | 2   | 76.50 | 1-32 | -  | 5.27 |
| <i>Best at Bulawayo 1998/99 vs. India</i>     |       |    |      |     |       |      |    |      |
| <b>M.Mbangwa</b>                              | 161.1 | 8  | 829  | 9   | 92.11 | 2-24 | -  | 5.14 |
| <i>Best at Nairobi 1997/98 vs. Kenya</i>      |       |    |      |     |       |      |    |      |

### Best Individual Scores

|                       |      |                        |              |         |
|-----------------------|------|------------------------|--------------|---------|
| <b>D.L.Houghton</b>   | 142  | Zimbabwe v New Zealand | Hyderabad    | 1987/88 |
| <b>G.W.Flower</b>     | 140  | Zimbabwe v Kenya       | Dhaka        | 1998/99 |
| <b>N.C.Johnson</b>    | 132* | Zimbabwe v Australia   | Lord's       | 1999    |
| <b>A.D.R.Campbell</b> | 131* | Zimbabwe v Sri Lanka   | Harare       | 1994/95 |
| <b>S.V.Carlisle</b>   | 121* | Zimbabwe v Sri Lanka   | Harare       | 1999/00 |
| <b>A.Flower</b>       | 115* | Zimbabwe v Sri Lanka   | New Plymouth | 1991/92 |
| <b>G.W.Flower</b>     | 112  | Zimbabwe v Sri Lanka   | Colombo      | 1997/98 |
| <b>M.W.Goodwin</b>    | 111  | Zimbabwe v Sri Lanka   | Colombo      | 1997/98 |
| <b>N.C.Johnson</b>    | 110  | Zimbabwe v Australia   | Bulawayo     | 1999/00 |
| <b>N.C.Johnson</b>    | 103  | Zimbabwe v Pakistan    | Sheikhupura  | 1998/99 |

### Best Innings Bowling

|                    |      |                        |           |         |
|--------------------|------|------------------------|-----------|---------|
| <b>H.K.Olonga</b>  | 6/19 | Zimbabwe v England     | Cape Town | 1999/00 |
| <b>B.C.Strang</b>  | 6/20 | Zimbabwe v Bangladesh  | Nairobi 1 | 97/98   |
| <b>P.A.Strang</b>  | 5/21 | Zimbabwe v Kenya       | Patna     | 1995/96 |
| <b>P.A.Strang</b>  | 5/22 | Zimbabwe v Kenya       | Dhaka     | 1998/99 |
| <b>E.A.Brandes</b> | 5/28 | Zimbabwe v England     | Harare    | 1996/97 |
| <b>H.H.Streak</b>  | 5/32 | Zimbabwe v India       | Bulawayo  | 1996/97 |
| <b>E.A.Brandes</b> | 5/41 | Zimbabwe v India       | Paarl     | 1996/97 |
| <b>A.C.I.Lock</b>  | 5/44 | Zimbabwe v New Zealand | Napier    | 1995/96 |
| <b>H.H.Streak</b>  | 4/18 | Zimbabwe v Pakistan    | Sharjah   | 1996/97 |
| <b>E.A.Brandes</b> | 4/21 | Zimbabwe v England     | Albury    | 1991/92 |

### Highest Team Totals

|                  |                       |              |         |
|------------------|-----------------------|--------------|---------|
| <b>325 for 6</b> | Zimbabwe v Kenya      | Dhaka        | 1998/99 |
| <b>312 for 4</b> | Zimbabwe v Sri Lanka  | New Plymouth | 1991/92 |
| <b>310 for 6</b> | Zimbabwe v Bangladesh | Dhaka        | 1998/99 |
| <b>305 for 4</b> | Zimbabwe v Bangladesh | Nairobi      | 1997/98 |
| <b>290 for 5</b> | Zimbabwe v Sri Lanka  | Harare       | 1994/95 |
| <b>284</b>       | Zimbabwe v Bangladesh | Nairobi      | 1997/98 |
| <b>281 for 6</b> | Zimbabwe v Sri Lanka  | Colombo      | 1997/98 |
| <b>281 for 8</b> | Zimbabwe v Kenya      | Nairobi      | 1997/98 |
| <b>280 for 6</b> | Zimbabwe v Kenya      | Dhaka        | 1998/99 |
| <b>278 for 9</b> | Zimbabwe v Australia  | Delhi        | 1997/98 |

### Lowest Team Totals

|            |                         |           |         |
|------------|-------------------------|-----------|---------|
| <b>94</b>  | Zimbabwe v Pakistan     | Sharjah   | 1996/97 |
| <b>99</b>  | Zimbabwe v West Indies  | Hyderabad | 1993/94 |
| <b>105</b> | Zimbabwe v Sri Lanka    | Harare    | 1994/95 |
| <b>116</b> | Zimbabwe v Australia    | Harare    | 1999/00 |
| <b>119</b> | Zimbabwe v Pakistan     | Sharjah   | 1996/97 |
| <b>123</b> | Zimbabwe v Pakistan     | The Oval  | 1999    |
| <b>127</b> | Zimbabwe v South Africa | Harare    | 1995/96 |
| <b>131</b> | Zimbabwe v England      | Bulawayo  | 1999/00 |
| <b>134</b> | Zimbabwe v England      | Albury    | 1991/92 |
| <b>135</b> | Zimbabwe v India        | Mumbai    | 1987/88 |

### Leading Matches

| Player                | Matches |
|-----------------------|---------|
| <b>A.Flower</b>       | 138     |
| <b>A.D.R.Campbell</b> | 127     |
| <b>G.W.Flower</b>     | 125     |
| <b>G.J.Whittall</b>   | 97      |
| <b>H.H.Streak</b>     | 93      |
| <b>P.A.Strang</b>     | 81      |
| <b>M.W.Goodwin</b>    | 64      |
| <b>D.L.Houghton</b>   | 63      |
| <b>A.R.Whittall</b>   | 63      |

### Leading Runscorers

| Player                | Runs | Matches |
|-----------------------|------|---------|
| <b>A.Flower</b>       | 4068 | 138     |
| <b>G.W.Flower</b>     | 3851 | 125     |
| <b>A.D.R.Campbell</b> | 3108 | 127     |
| <b>G.J.Whittall</b>   | 1873 | 97      |
| <b>M.W.Goodwin</b>    | 1629 | 64      |
| <b>D.L.Houghton</b>   | 1530 | 63      |
| <b>N.C.Johnson</b>    | 1449 | 41      |
| <b>H.H.Streak</b>     | 1020 | 93      |
| <b>P.A.Strang</b>     | 1015 | 81      |
| <b>A.C.Waller</b>     | 818  | 39      |

### Leading Wicket-takers

| Player              | Wickets | Matches |
|---------------------|---------|---------|
| <b>H.H.Streak</b>   | 111     | 93      |
| <b>P.A.Strang</b>   | 83      | 81      |
| <b>G.J.Whittall</b> | 75      | 97      |
| <b>E.A.Brandes</b>  | 70      | 59      |
| <b>G.W.Flower</b>   | 48      | 125     |
| <b>A.R.Whittall</b> | 45      | 63      |
| <b>H.K.Olonga</b>   | 42      | 30      |
| <b>J.A.Rennie</b>   | 34      | 43      |
| <b>N.C.Johnson</b>  | 30      | 41      |
| <b>B.C.Strang</b>   | 26      | 20      |

### Leading 5 Wicket Hauls

| Player             | Five wkts | Matches |
|--------------------|-----------|---------|
| <b>E.A.Brandes</b> | 2         | 59      |
| <b>P.A.Strang</b>  | 2         | 81      |
| <b>A.C.I.Lock</b>  | 1         | 8       |
| <b>B.C.Strang</b>  | 1         | 20      |
| <b>H.K.Olonga</b>  | 1         | 30      |
| <b>H.H.Streak</b>  | 1         | 93      |

### Leading Stumpings

| Wicket-keeper       | Stumpings | Mtchs |
|---------------------|-----------|-------|
| <b>A.Flower</b>     | 28        | 131   |
| <b>D.L.Houghton</b> | 2         | 12    |

### Leading Dismissals

| Wicket-keeper       | Dismissals | Matches |
|---------------------|------------|---------|
| <b>A.Flower</b>     | 125        | 131     |
| <b>D.L.Houghton</b> | 12         | 12      |
| <b>W.R.James</b>    | 3          | 6       |

### Leading Catches (ex Wkt-Keepers)

| Player                | Catches | Matches |
|-----------------------|---------|---------|
| <b>A.D.R.Campbell</b> | 46      | 126     |
| <b>G.W.Flower</b>     | 42      | 125     |
| <b>P.A.Strang</b>     | 24      | 81      |
| <b>G.J.Whittall</b>   | 22      | 97      |
| <b>A.R.Whittall</b>   | 20      | 63      |
| <b>M.W.Goodwin</b>    | 20      | 64      |
| <b>H.H.Streak</b>     | 20      | 93      |
| <b>D.L.Houghton</b>   | 19      | 51      |
| <b>N.C.Johnson</b>    | 17      | 41      |
| <b>C.B.Wishart</b>    | 15      | 46      |

### Most Hundreds

| Player                | Hundreds | Matches |
|-----------------------|----------|---------|
| <b>N.C.Johnson</b>    | 4        | 41      |
| <b>G.W.Flower</b>     | 3        | 125     |
| <b>A.D.R.Campbell</b> | 3        | 127     |
| <b>S.V.Carlisle</b>   | 1        | 38      |
| <b>C.B.Wishart</b>    | 1        | 46      |
| <b>D.L.Houghton</b>   | 1        | 63      |
| <b>M.W.Goodwin</b>    | 1        | 64      |
| <b>A.Flower</b>       | 1        | 138     |

### Most Fifties (including hundreds)

| Player                | Fifties | Matches |
|-----------------------|---------|---------|
| <b>A.Flower</b>       | 35      | 138     |
| <b>G.W.Flower</b>     | 25      | 125     |
| <b>A.D.R.Campbell</b> | 17      | 127     |
| <b>D.L.Houghton</b>   | 12      | 63      |
| <b>G.J.Whittall</b>   | 9       | 97      |
| <b>N.C.Johnson</b>    | 8       | 41      |
| <b>M.W.Goodwin</b>    | 8       | 64      |
| <b>A.C.Waller</b>     | 4       | 39      |
| <b>K.J.Arnott</b>     | 3       | 13      |

### Leading Duck-makers

| Player                | Ducks | Matches |
|-----------------------|-------|---------|
| <b>G.W.Flower</b>     | 11    | 125     |
| <b>A.Flower</b>       | 9     | 138     |
| <b>G.J.Whittall</b>   | 8     | 97      |
| <b>A.D.R.Campbell</b> | 8     | 127     |
| <b>J.A.Rennie</b>     | 6     | 43      |
| <b>C.B.Wishart</b>    | 6     | 46      |
| <b>A.R.Whittall</b>   | 6     | 63      |



# The Venues

## BRISTOL

**Capacity:** 10,500  
**Address:** Sun Alliance Ground, Nevil Road, Bishopston, Bristol, Avon, BS7 9EJ  
**Tel:** 0117 910 8000  
**Email:** info@glosccc.co.uk  
**Directions:** M5, M4, M32 into Bristol - off at second exit (Fishponds/Horfield). Off at third exit - Muller Road. Almost at end of Muller Road (bus station on right), turn left at Ralph Road. To the top, turn left and then right almost immediately into Kennington Ave.

### ONE DAY INTERNATIONAL RECORDS

**Best Individual Score**  
 S.R.Tendulkar 140\* India v Kenya 1999  
**Best Innings Bowling**  
 R.J.Hadlee 5/25 N.Z. v S.Lanka 1983  
**Highest Team Total**  
 329 for 2 India v Kenya 1999  
**Lowest Team Total**  
 202 W.Indies v Pakistan 1999

### PROFILE:

WR Hammond holds the record for the highest individual county innings, with 302no in 1934 against Glamorgan. While the highest individual innings in a limited-overs match belongs to IT Botham, 138no against Worcestershire in 1990. The best bowling performance came from EG Dennett against Essex in 1903.

With players including Grace, Jessop, Crapp, Emmett, Graveney, Allen, Zaheer, Proctor, Russell and Walsh, few grounds can claim to have nurtured more talent. The present ground was first used by Gloucestershire CCC in 1899 against Lancashire, and was laid to WG Grace's specification.

Crowds at Bristol are usually around 5,000-6,000, yet the best attendance was 15,000, reached in both 1930 and 1948, and for a limited-overs match 7,500 spectators saw the NatWest Trophy semi-final against Notts in 1987.

## OLD TRAFFORD

**Capacity:** 21,500  
**Address:** Old Trafford Cricket Ground, Talbot Road, Manchester M16 0PX  
**Tel:** 0161 282 4000  
**Website:** www.lccc.co.uk  
**Directions:** M63, Stretford slip road (junction 7) on to A56 follow signs. **By rail:** to Manchester Piccadilly or Victoria then Metro link to OldTrafford (station alongside ground).

### ONE DAY INTERNATIONAL RECORDS

**Best Individual Score**  
 I.V.A.Richards 189\* W.Indies v Eng 1984  
**Best Innings Bowling**  
 G.D.McGrath 5/14 Australia v W.Indies 1999  
**Highest Team Total**  
 295 for 8 England v Pakistan 1982  
**Lowest Team Total**  
 45 Canada v England 1979

### PROFILE:

The highest innings total for the county is 676 for seven declared, which was set in 1911 against Hampshire. The best bowling performance for the County belongs to W Breal, 17 for 137 against Somerset in 1905. In limited-overs matches CH Lloyd hit 134 no in 1970 against Somerset, claiming the county record.

Old Trafford has been the home for Lancashire cricket since 1857 when the ground was opened. The club play most of their matches at the ground and it also holds many Test matches and international limited-overs matches.

In 1990 Lancashire recorded their highest innings total at Old Trafford in limited-overs cricket: 372 for five against Gloucestershire in the Nat-West Trophy.

Crowds at the ground have always been large, the record attendance of 78,617 for the Roses Match in 1926. The official capacity is now set at 21,500, a figure regularly achieved for Test matches, one-day internationals and other limited-overs matches.

## THE FOSTER'S OVAL

**Capacity:** 16,500  
**Address:** The Foster's Oval, Kennington, London, SE11 5SS  
**Tel:** 020 7582 6660  
**Website:** www.surreyccc.co.uk  
**Directions:** Situated on A202 near junction of A24 and A3 south of Vauxhall Bridge. Underground: Northern Line, Oval Tube 100 yds away; Victoria Line, Vauxhall is five minutes away. **Rail:** Vauxhall, SouthWest Lines, five minutes away. **Bus:** 36 and 185 from Victoria

### ONE DAY INTERNATIONAL RECORDS

**Best Individual Score**  
 G.S.Chappell 125\* Australia v Eng 1977  
**Best Innings Bowling**  
 M.Hendrick 5/31 England v Aus 1980  
**Highest Team Total**  
 328 for 5 Australia v Sri Lanka 1975  
**Lowest Team Total**  
 103 England v South Africa 1999

### PROFILE:

Surrey County Cricket Club was formally created on October 18 1845. The first match was played against Kent in 1846, and the first County Championship match was staged in 1873 against Sussex.

The Oval has staged matches in all major competitions for Surrey CCC as well as international matches, and as such is steeped in history. Some of the remarkable events include: L Hutton's 364 against Australia in 1938; D Bradman ended his Test career at the ground, with an average of 99.94, having been bowled for a duck; Surrey's highest ever innings B Abel scored 357 no.

Crowds at the ground have in the past been required to sacrifice personal comfort somewhat to witness some games, notably in 1906 when attendance over three days for the visit of Yorkshire surpassed 80,000 meaning some spectators had to stand all day.

## RIVERSIDE GROUND

**Capacity:** 15,000  
**Address:** County Ground, Riverside, Chester-le-street, Co Durham, DH3 3QR  
**Tel:** 0191 387 1717  
**Email:** marketing@durham-ccc.org.uk  
**Directions:** Easily accessible from A1(M) by car. Nearby car parking on match days at a cost of £3 per day. Nearest train station is Chester-Le-Street (approximately five minutes away by taxi). Nearest airport is Newcastle Airport (approximately 20-25 minutes away by taxi).

### ONE DAY INTERNATIONAL RECORDS

**Best Individual Score**  
 Y.Youhana 81\* Pakistan v Scot 1999  
**Best Innings Bowling**  
 Shoaib Akhtar 3/11 Pakistan v Scot 1999  
**Highest Team Total**  
 261 for 6 Pakistan v Scotland 1999  
**Lowest Team Total**  
 167 Scotland v Pakistan 1999

### PROFILE:

Riverside, Durham's home at Chester-le-Street, is among the newest grounds on the English Cricket scene. Durham only moved to the new site in 1995 after playing at the town's Ropery Lane ground when they became a first class county three years earlier.

However, memories of their days at Ropery Lane - which Durham first played at 1903 - are never far away, as the Riverside is situated just half-a-mile from the old ground.

Chester-le-Street, which hosted two group matches in last year's World Cup, usually has a capacity of 5,000 but temporary seating will increase that to 15,000.

## LORD'S

**Capacity:** 28,000  
**Address:** Marylebone Cricket Club, Lord's Cricket Ground, St. John's Wood, London, England, NW8 8QN  
**Tel:** 020 7289 1300  
**Email:** enquiries.middx@ecb.co.uk  
**Directions:** **By rail:** Nearest tube station is St John's Wood on the Jubilee Line (five minutes walk). **By bus:** 13, 82, 113 stop along east side of ground; 139, 189 at south west corner; 274 at top of Regent's Park

### ONE DAY INTERNATIONAL RECORDS

**Best Individual Score**  
 I.V.A.Richards 138\* W.Indies v Eng 1979  
**Best Innings Bowling**  
 M.Muralitharan 5/34 Sri Lanka v Eng 1998  
**Highest Team Total**  
 334 for 4 England v India 1975  
**Lowest Team Total**  
 132 Pakistan v Australia 1999

### PROFILE:

The highest innings total secured by the MCC came in 1902 against Cambridge University; 607. W Ward holds the record for the highest individual innings for the county with 278 against Norfolk in 1820. WG Grace achieved the best bowling performance for MCC with 16 for 60 against Notts in 1885.

In limited-overs matches DI Gower scored the highest individual innings; 97 against New Zealand in 1990. Also in limited-overs matches CS Cowdrey took four for 60 against Australia in 1989.

In 1987 the club celebrated their bicentenary and marked this by re-developing the Mound Stand and erecting the Bicentenary Gates. Also the occasion was marked by a match with the MCC against a Rest of the World XI.

## EDGBASTON

**Capacity:** 20,000  
**Address:** County Ground, Edgbaston, Birmingham, B5 7QU.  
**Tel:** 0121 446 4422  
**Email:** info@thebears.co.uk  
**Directions:** **By road:** M6 to A38M, to City Centre. On A38 from south west, follow signs to County Ground. **By rail:** New Street station, Birmingham.

### ONE DAY INTERNATIONAL RECORDS

**Best Individual Score**  
 G.M.Turner 171\* N.Z. v East Africa 1975  
**Best Innings Bowling**  
 G.J.Cosier 5/18 Australia v Eng 1977  
**Highest Team Total**  
 320 for 8 England v Australia 1980  
**Lowest Team Total**  
 70 Australia v England 1977

### PROFILE:

Edgbaston is the third ground in Birmingham used by the Warwickshire club. It hosted its first county match in 1894 when Kent were the visitors, but the first match at the venue took place in 1886 between an England XI and Australia.

Warwickshire acquired the main part of the ground in 1886 and have added to it over the years to develop one of the best grounds in the country - a regular venue for Test matches. Attendances have always been good, with a record 28,000 squeezing in for a championship match against Lancashire in 1951.

The current capacity of 20,000 has been achieved on a number of big-match occasions in recent years and the NatWest Series should again fill all the seats at a famous venue.

## CANTERBURY

**Capacity:** 6,000  
**Address:** Kent County Cricket Club, St. Lawrence Ground, Old Dover Road, Canterbury, Kent CT1 3NZ  
**Tel:** 01227 456886  
**Website:** www.kentcountycricket.co.uk  
**Directions:** **By car:** AA road signs.  
**By train:** Canterbury East/West.

### ONE DAY INTERNATIONAL RECORDS

**Best Individual Score**  
 N.Hussain 88\* England v Kenya 1999  
**Best Innings Bowling**  
 M.Muralitharan 5/34 Sri Lanka v Eng 1998  
**Highest Team Total**  
 204 for 1 England v Kenya 1999  
**Lowest Team Total**  
 203 Kenya v England 1999

### PROFILE:

The county's highest innings total came in 1906 against Surrey, 568. FE Wooley holds the highest individual county innings of 270 against Middlesex, in 1923. The best bowling performance for the county came in 1858 when J Jackson achieved nine for 35 against England.

Ground records have included 344 by WG Grace for Middlesex, Frank Wooley hit the highest individual innings on the ground for Kent of 270 although in recent seasons T Ward and M Benson have also recorded high double centuries. 'Titch' Freeman, D Wright and recently D Underwood have also taken bowling records on their home ground.

The St Lawrence Cricket Ground in Old Dover Road was opened in 1847. The first match of importance played at the ground was in 1947 when Kent played England and won by three wickets.

## TRENT BRIDGE

**Capacity:** 16,000  
**Address:** County Cricket Ground, Trent Bridge, Bridgford, Nottingham, Nottinghamshire, NG2 6AG  
**Tel:** 0115 982 3000  
**Email:** administration.notts@ecb.co.uk  
**Directions:** Follow signs from Ring Road, towards City Centre.

### ONE DAY INTERNATIONAL RECORDS

**Best Individual Score**  
 K.W.R.Fletcher 131 England v N.Z. 1975  
**Best Innings Bowling**  
 B.H.Macleay 6/39 Australia v India 1983  
**Highest Team Total**  
 363 for 7 England v Pakistan 1992  
**Lowest Team Total**  
 138 Sri Lanka v Pakistan 1975

### PROFILE:

The highest innings total for the County side came in 1903 against Leicestershire; 739 for seven declared. The record for highest individual innings for County goes to AO Jones, with 296 against Gloucestershire in 1903. Record bowling performances date back to 1864, when J Grundy took nine for 19 against Kent. More recently in a limited-overs match in 1980, RJ Randall took six for 12 against Lancashire.

The home of cricket in Nottinghamshire, Trent Bridge has played host to over 1,250 Nottinghamshire CCC matches, and all Test Match nations have played on the turf.

Crowds at Trent Bridge tend to be 5,000-6,000 these days, with limited-overs, one-day matches and Test matches drawing the largest numbers. One of the largest crowds was 35,000 in 1938 during a match against Australia. Capacity today is set at 15,000.

Records at Trent Bridge have included scores of over 200 from D Compton and F Worrell, in recent years IA Richards scored 232 during a Test match against England in 1976.





# Zimbabwe v West Indies

## Players to watch

### Andy Flower

**Profile:** All-action Zimbabwe skipper Andy Flower is a wicket-keeper batsman of undoubted class. A tactically-aware leader, the left-hander is very adaptable and can switch from defence to attack with equal effect. But expectations of Flower have always been high. The Mashonaland star struck a century on his official one-day debut against Sri Lanka in the 1992 World Cup. And he was also instrumental in helping Zimbabwe win their first Test match under his captaincy - scoring a brilliant 156 in the victory over Pakistan during the 1994/95 season.

### Neil Johnson

**Profile:** The perfect one-day player - a quality batsman who also bowls at a lively pace. After opting for Zimbabwean nationality in 1998, the dashing left-hander quickly established himself as a top-order player capable of demolishing any bowling attack in the world. Johnson, who learned most of his cricket in South Africa with Eastern Province and Natal, averages over 35 with the bat in international one-day cricket, while he has also picked up a 30 wickets. And he is right back in form ahead of the NatWest Series clash against the West Indies, scoring a brilliant century from just 138 balls in the warm-up victory against Somerset.

## 6th July at Bristol

Following on from their recent success in the Caribbean against Pakistan and First Test win over England, the West Indies once again look a well-oiled winning machine ahead of the NatWest One-Day Series opener against Zimbabwe.

With veteran pace star Courtney Walsh still producing top-class performances at international level - and the return to form of star batsman Brian Lara - captain Jimmy Adams will enter the series in buoyant mood.

Hampshire were the latest side to be beaten by the confident Windies in a limited overs clash at Southampton - thanks to an inspired performance from the superbly accurate Walsh.

At the tender age of 37, Walsh claimed three wickets in his 10-over spell, while Ambrose, who will not be playing in the NatWest Series, returned figures of 9.1-6-11-2 to help dismiss Robin Smith's side for 189.

The Windies' refreshed batting line-up, which includes new stars Wavell Hinds and Christopher Gayle, have shown how much they have improved from the side that toured South Africa two years ago, as they battled to the victory target of 190.

But no matter how confident Adams and his team-mates currently feel - you write off Zimbabwe at your peril.

Despite enduring a poor run of form in the last six months - which included a 3-0 one-day home series defeat against England at the start of the year - Andy Flower's side pride themselves on being an efficient, well-organised limited overs team.

A brilliant fielding outfit, Zimbabwe produced the shock of last year's World Cup when they defeated South Africa to reach the Super Six stage of the tournament.

And following convincing warm-up victories against Somerset and Durham, Flower and his team-mates look to be finding their feet at just the right time.

## Players to watch

### Brian Lara

**Profile:** His world record-breaking efforts with the bat have confirmed him as one of the greatest players of all time. The majestic left-hander forced his way into the history books when he surpassed Sir Garfield Sobers' record Test score to reach 375 against England in Antigua in 1994. But the Trinidadian's record-breaking exploits did not end there. During the summer of 1994, Lara also recorded the highest score in county cricket history when he scored an unbeaten 501 against Durham. Lara looks refreshed and ready to regain his mantle as the best batsman in the world.

### Courtney Walsh

**Profile:** With his effortless approach to the crease and classical delivery action, Pace star Courtney Walsh continues to be the scourge of top-order batsmen throughout the world. The Jamaican legend has been at the top of his trade for the last 15 years, winning over 100 Test caps for the West Indies and striking up one of the most feared new-ball partnerships in world cricket with Curtly Ambrose. But his greatest achievement fittingly arrived on his home ground at Sabina Park in March of this year. A huge crowd were hand to witness Walsh become Test cricket's leading wicket-taker when he claimed his 435th victim in the second Test against Zimbabwe.

## Head to Head

### 16th February 1996

**Hyderabad:** West Indies beat Zimbabwe by 6 wickets  
**Zimbabwe** 151 for 9 (50 overs) (C.E.L.Ambrose 3-28);  
**West Indies** 155 for 4 (29.3 overs) (P.A.Strang 4-40)

### 2nd September 1999

**Singapore:** West Indies beat Zimbabwe by 6 wickets  
**Zimbabwe** 244 for 9 (50 overs) (A.Flower 89, A.D.R.Campbell 80, H.R.Bryan 3-36, R.D.King 3-37);  
**West Indies** 247 for 4 (43.4 overs) (S.L.Campbell 63, R.L.Powell 51\*)

### 1st April 2000

**Kingston:** West Indies beat Zimbabwe by 87 runs  
**West Indies** 237 for 9 (50 overs) (S.L.Campbell 103, J.C.Adams 60);  
**Zimbabwe** 150 (41.4 overs) (M.Goodwin 52, J.Adams 3-19)

### 2nd April 2000

**Kingston:** West Indies beat Zimbabwe by 41 runs  
**West Indies** 280 for 3 (50 overs) (W.W.Hinds 116\*, C.H.Gayle 58\*);  
**Zimbabwe** 239 for 8 (50 overs) (S.V.Carlisle 57, A.Flower 52, R.D.King 3-27)

## Batting Averages

| Name           | M | I | NO | Runs | HS  | Avg   | Name          | M | I | NO | Runs | HS   | Avg    |
|----------------|---|---|----|------|-----|-------|---------------|---|---|----|------|------|--------|
| S.V.Carlisle   | 3 | 3 | 0  | 121  | 57  | 40.33 | W.W.Hinds     | 2 | 2 | 1  | 126  | 116* | 126.00 |
| A.Flower       | 6 | 6 | 0  | 179  | 89  | 29.83 | C.H.Gayle     | 2 | 2 | 1  | 62   | 58*  | 62.00  |
| G.J.Whittall   | 3 | 3 | 1  | 52   | 29* | 26.00 | S.L.Campbell  | 4 | 4 | 0  | 234  | 103  | 58.50  |
| P.A.Strang     | 2 | 2 | 1  | 25   | 22* | 25.00 | B.C.Lara      | 4 | 4 | 1  | 167  | 72   | 55.66  |
| M.W.Goodwin    | 3 | 3 | 0  | 74   | 52  | 24.66 | R.L.Powell    | 3 | 2 | 1  | 51   | 51*  | 51.00  |
| A.D.R.Campbell | 5 | 5 | 0  | 82   | 80  | 16.40 | R.D.Jacobs    | 3 | 2 | 0  | 79   | 47   | 39.50  |
| G.W.Flower     | 5 | 5 | 0  | 74   | 31  | 14.80 | S.Chanderpaul | 2 | 2 | 1  | 37   | 29*  | 37.00  |
| C.B.Wishart    | 2 | 2 | 0  | 22   | 15  | 11.00 | J.C.Adams     | 3 | 3 | 0  | 102  | 60   | 34.00  |
| M.Nkala        | 2 | 2 | 0  | 18   | 17  | 9.00  | F.A.Rose      | 2 | 1 | 0  | 1    | 1    | 1.00   |
| G.B.Brent      | 2 | 2 | 1  | 5    | 3*  | 5.00  | M.Dillon      | 3 | 1 | 0  | 1    | 1    | 1.00   |
| H.H.Streak     | 4 | 4 | 1  | 14   | 7   | 4.66  | C.A.Walsh     | 2 | 0 | 0  | 0    | 0    | -      |
| N.C.Johnson    | 2 | 2 | 0  | 9    | 6   | 4.50  | C.E.L.Ambrose | 3 | 1 | 1  | 0    | 0*   | -      |
| D.P.Vijjoen    | 1 | 1 | 0  | 4    | 4   | 4.00  | R.D.King      | 3 | 1 | 1  | 0    | 0*   | -      |
| H.K.Olonga     | 3 | 2 | 2  | 7    | 5*  | -     |               |   |   |    |      |      |        |

## Bowling Averages

| Name           | O    | M | R   | W | Avg   | Best | Econ | Name          | O   | M | R   | W | Avg   | Best | Econ |
|----------------|------|---|-----|---|-------|------|------|---------------|-----|---|-----|---|-------|------|------|
| P.A.Strang     | 13.3 | 1 | 82  | 5 | 16.40 | 4-40 | 6.07 | R.D.King      | 24  | 3 | 94  | 8 | 11.75 | 3-27 | 3.91 |
| G.B.Brent      | 18   | 0 | 83  | 4 | 20.75 | 2-34 | 4.61 | C.E.L.Ambrose | 27  | 4 | 65  | 5 | 13.00 | 3-28 | 2.40 |
| G.W.Flower     | 26   | 0 | 105 | 2 | 52.50 | 2-39 | 4.03 | R.L.Powell    | 8.4 | 0 | 47  | 3 | 15.66 | 2-5  | 5.42 |
| H.H.Streak     | 35   | 2 | 173 | 3 | 57.66 | 2-44 | 4.94 | J.C.Adams     | 18  | 0 | 89  | 4 | 22.25 | 3-19 | 4.94 |
| M.Nkala        | 17   | 1 | 74  | 1 | 74    | 1-36 | 4.35 | C.A.Walsh     | 20  | 7 | 58  | 2 | 29.00 | 1-27 | 2.90 |
| H.K.Olonga     | 21   | 1 | 125 | 1 | 125   | 1-36 | 5.95 | M.Dillon      | 28  | 1 | 126 | 4 | 31.50 | 2-34 | 4.50 |
| A.D.R.Campbell | 5    | 0 | 16  | 0 | -     | -    | 3.20 | F.A.Rose      | 15  | 1 | 73  | 1 | 73.00 | 1-52 | 4.86 |
| D.P.Vijjoen    | 5    | 1 | 31  | 0 | -     | -    | 6.20 | S.L.Campbell  | 1   | 0 | 7   | 0 | -     | -    | 7.00 |
| N.C.Johnson    | 7    | 0 | 44  | 0 | -     | -    | 6.28 | C.H.Gayle     | 3   | 0 | 16  | 0 | -     | -    | 5.33 |
| G.J.Whittall   | 8.3  | 0 | 67  | 0 | -     | -    | 7.88 |               |     |   |     |   |       |      |      |

## Zimbabwe Against West Indies Records

### Best Individual Scores

|              |     |           |         |
|--------------|-----|-----------|---------|
| A.Flower     | 89  | Singapore | 1999/00 |
| A.D.Campbell | 80  | Singapore | 1999/00 |
| D.A.Fletcher | 71* | Worcester | 1983    |

### Best Innings Bowling

|             |      |           |         |
|-------------|------|-----------|---------|
| P.A.Strang  | 4/40 | Hyderabad | 1995/96 |
| E.A.Brandes | 3/45 | Brisbane  | 1991/92 |
| G.B.Brent   | 2/34 | Kingston  | 1999/00 |

### Leading run-scorers

| Player       | Runs | Matches |
|--------------|------|---------|
| A.Flower     | 179  | 6       |
| D.L.Houghton | 131  | 4       |
| S.V.Carlisle | 121  | 3       |

### Leading wicket-takers

| Player      | Wickets | Matches |
|-------------|---------|---------|
| P.A.Strang  | 5       | 2       |
| G.B.Brent   | 4       | 2       |
| E.A.Brandes | 3       | 3       |

### Most hundreds

**Player** **Hundreds** **Matches**  
 No Zimbabwe player has scored a one day century against the West Indies

### Most fifties (including hundreds)

| Player       | Fifties | Matches |
|--------------|---------|---------|
| D.L.Houghton | 2       | 4       |
| A.Flower     | 2       | 6       |
| A.H.Omarshah | 1       | 2       |

### Highest Team Totals

|           |           |         |
|-----------|-----------|---------|
| 244 for 9 | Singapore | 1999/00 |
| 239 for 8 | Kingston  | 1999/00 |
| 217 for 7 | Worcester | 1983    |

### Lowest Innings Totals

|     |           |         |
|-----|-----------|---------|
| 99  | Hyderabad | 1993/94 |
| 150 | Kingston  | 1999/00 |
| 171 | Edgbaston | 1983    |

## West Indies Against Zimbabwe Records

### Best Individual Scores

|               |      |           |         |
|---------------|------|-----------|---------|
| W.W.Hinds     | 116* | Kingston  | 1999/00 |
| C.G.Greenidge | 105* | Worcester | 1983    |
| S.L.Campbell  | 103  | Kingston  | 1999/00 |

### Best Innings Bowling

|              |      |           |         |
|--------------|------|-----------|---------|
| J.C.Adams    | 3/19 | Kingston  | 1999/00 |
| P.V.Simmons  | 3/23 | Hyderabad | 1993/94 |
| W.K.Benjamin | 3/27 | Brisbane  | 1991/92 |

### Leading run-scorers

| Player       | Runs | Matches |
|--------------|------|---------|
| S.L.Campbell | 234  | 4       |
| B.C.Lara     | 167  | 4       |
| D.L.Haynes   | 165  | 3       |

### Leading wicket-takers

| Player         | Wickets | Matches |
|----------------|---------|---------|
| R.D.King       | 8       | 3       |
| W.K.M.Benjamin | 5       | 2       |
| C.E.L.Ambrose  | 5       | 3       |

### Most hundreds

| Player        | Hundreds | Matches |
|---------------|----------|---------|
| C.G.Greenidge | 1        | 1       |
| W.W.Hinds     | 1        | 2       |
| S.L.Campbell  | 1        | 4       |

### Most fifties (including hundreds)

| Player       | Fifties | Matches |
|--------------|---------|---------|
| D.L.Haynes   | 2       | 3       |
| C.L.Hooper   | 1       | 1       |
| R.I.C.Holder | 1       | 1       |

### Highest Team Totals

|           |           |         |
|-----------|-----------|---------|
| 280 for 3 | Kingston  | 1999/00 |
| 264 for 8 | Brisbane  | 1991/92 |
| 247 for 4 | Singapore | 1999/00 |

### Lowest Innings Totals

West Indies have never been all out against Zimbabwe



# FIXTURES

|   |                          |   |                          |
|---|--------------------------|---|--------------------------|
| <b>Thursday July 6 Zimbabwe v West Indies (D/N)</b> | <b>Bristol</b>           | <b>Saturday July 15 England v West Indies</b>   | <b>Chester-le-Street</b> |
| Umpires: Peter Willey and Jeremy Lloyds             |                          | Umpires: John Hampshire and George Sharp        |                          |
| <b>Saturday July 8 England v Zimbabwe</b>           | <b>The Foster's Oval</b> | <b>Sunday July 16 West Indies v Zimbabwe</b>    | <b>Chester-le-Street</b> |
| Umpires: David Shepherd and Ken Palmer              |                          | Umpires: John Hampshire and John Holder         |                          |
| <b>Sunday July 9 England v West Indies</b>          | <b>Lord's</b>            | <b>Tuesday July 18 England v Zimbabwe (D/N)</b> | <b>Edgbaston</b>         |
| Umpires: Ray Julian and Ken Palmer                  |                          | Umpires: Merv Kitchen and David Constant        |                          |
| <b>Tuesday July 11 West Indies v Zimbabwe</b>       | <b>Canterbury</b>        | <b>Thursday July 20 England v West Indies</b>   | <b>Trent Bridge</b>      |
| Umpires: Ray Julian and Barry Dudleston             |                          | Umpires: Merv Kitchen and Barrie Leadbeater     |                          |
| <b>Thursday July 13 England v Zimbabwe (D/N)</b>    | <b>Old Trafford</b>      | <b>Saturday July 22 FINAL</b>                   | <b>Lord's</b>            |
| Umpires: John Holder and George Sharp               |                          | Umpires: David Shepherd and Peter Willey        |                          |

## NATWEST SERIES – HOW IT WORKS

- All matches will consist of one innings per side and each innings will be limited to 50 overs. A minimum of 25 overs per team shall constitute a match.
- Matches shall be of one day's scheduled duration with the exception of the final, for which a reserve day has been allocated in case of weather interruption.
- In matches without a reserve day there is provision for up to 60 minutes of extra official playing time in day matches and up to 30 minutes in floodlit matches to make up for time lost.
- Play is scheduled to start at 10.45am with an interval of 45 minutes at 2.15pm and close of play at 6.30pm.
- At floodlit matches play is scheduled to start at 2.30pm with an interval of 45 minutes at 6pm and close of play at 10.15pm.
- Two drinks intervals, each one hour and 10 minutes apart, are permitted for each innings.
- Where play is delayed or interrupted the umpires will reduce the length of the interval between innings. If up to 60 minutes are lost the interval will be reduced to 30 minutes. If between 60 and 120 minutes are lost the interval will be reduced to 20 minutes. If more than 120 minutes are lost the interval will be reduced to 10 minutes.
- The innings of the team batting second shall not commence before the scheduled time unless the team batting first has completed its innings at least 30 minutes prior to the scheduled interval. In such circumstances a 10-minute break will occur, the team batting second will commence its innings and the interval will occur as scheduled.
- At the instant of delivery there may be not more than five fieldsmen on the leg side.
- For the first 15 overs only two fieldsmen are permitted to be outside the field restriction marking at the instant of delivery. This restriction will be lifted earlier in circumstances where the number of overs is reduced.
- No bowler shall bowl more than 10 overs in an innings. In a delayed or interrupted match where the overs are reduced no bowler may bowl more than one-fifth of the total overs allowed.
- A no ball will be called for short-pitched bowling. The penalty will be one run plus any runs scored.
- Umpires have been instructed to apply a very strict and consistent interpretation in calling wides. The penalty will be one run plus any runs scored.
- Teams will wear coloured clothing and use white balls manufactured by Duke.
- Teams will play each other three times in the group stage and score two points for a win and one point for a tie or no result.
- If the scores in a match are level the result shall be a tie and no account shall be taken of the number of wickets that have fallen.
- The top two teams in the group will contest the final. In the event of teams finishing on equal points the right to play in the final will be decided according to: The most wins in the group matches. The team that won the most matches between the tied sides. The team with the higher run rate. The team that has taken the higher number of wickets per balls. In the event that teams are still level they will draw lots.

## THE DUCKWORTH/LEWIS SYSTEM

The system is based on what percentage of its resources (overs and wickets) a team have left. With 50 overs left and 10 wickets remaining, a team have 100 per cent of its resources left. The table shows the percentage of resources at other stages in the innings.

The procedure for working out targets is as follows:

- 1) For each innings: Use the table to calculate the resource percentage lost by the interruption and therefore calculate the resource percentage still available.
- 2) If team B have less resources available than team A, calculate the ratio of the resources available to both teams. Team B's revised target is obtained by scaling down team A's score by this ratio.
- 3) If team B have more resources available than team A, calculate the amount by which team B's resources exceeds team A's.

Work this out as a percentage of 225 (the average 50-over score in ECB matches and one-day internationals). This gives the extra runs to add to team A's score to give team B's target.

| WICKETS LOST | 0    | 2    | 5    | 7    | 9   |
|--------------|------|------|------|------|-----|
| <b>50</b>    | 100  | 83.8 | 49.5 | 26.5 | 7.6 |
| <b>40</b>    | 90.3 | 77.6 | 48.3 | 26.4 | 7.6 |
| <b>30</b>    | 77.1 | 68.2 | 45.7 | 26.2 | 7.6 |
| <b>25</b>    | 68.5 | 61.8 | 43.4 | 25.9 | 7.6 |
| <b>20</b>    | 58.9 | 54.0 | 40.0 | 25.2 | 7.6 |
| <b>10</b>    | 34.1 | 32.5 | 27.5 | 20.6 | 7.5 |

## THE UMPIRES

- |  |  |
|--|--|
| <p><b>Peter Willey</b><br/> <b>Born:</b> 06/12/1949<br/>           Ex-England, Leicestershire and Northamptonshire.<br/>           Right Hand bat, off break.<br/> <b>International umpiring record:</b><br/> <b>First Test:</b> West Indies v New Zealand at Bridgetown, Barbados 1996<br/> <b>Total Tests:</b> 19<br/> <b>First one-day international:</b> England v India at The Oval in 1996<br/> <b>Total one-day internationals:</b> 16</p> <p><b>David Shepherd</b><br/> <b>Born:</b> 27/12/1940<br/>           Ex-Gloucestershire.<br/>           Right hand bat, right arm medium.<br/> <b>International umpiring record:</b><br/> <b>First Test:</b> England v Australia at Old Trafford in 1985<br/> <b>Total Tests:</b> 51<br/> <b>First one-day international:</b> Pakistan v Sri Lanka at Swansea in 1983<br/> <b>Total one-day internationals:</b> 92</p> <p><b>Ken Palmer</b><br/> <b>Born:</b> 22/04/1937<br/>           Ex-England and Somerset.<br/>           Right hand bat, right arm fast-medium.<br/> <b>International umpiring record:</b><br/> <b>First Test:</b> England v Pakistan at Edgbaston in 1978<br/> <b>Total Tests:</b> 22<br/> <b>First one-day international:</b> England v Australia at The Oval in 1977<br/> <b>Total one-day internationals:</b> 20</p> <p><b>Barrie Dudleston</b><br/> <b>Born:</b> 16/07/1945<br/>           Ex-Gloucestershire and Leicestershire.<br/>           Right hand bat and slow left arm.<br/> <b>International umpiring record:</b><br/> <b>First Test:</b> England v West Indies at Edgbaston in 1991.<br/> <b>Total Tests:</b> 2<br/> <b>First one-day international:</b> England v Pakistan at Trent Bridge in 1992<br/> <b>Total one-day internationals:</b> 2</p> <p><b>John Holder</b><br/> <b>Born:</b> 19/03/1945<br/>           Ex-Hampshire.<br/>           Right hand bat, right arm fast-medium.<br/> <b>International umpiring record:</b><br/> <b>First Test:</b> England v Sri Lanka at Lord's in 1988<br/> <b>Total Tests:</b> 10<br/> <b>First one-day international:</b> England v Sri Lanka at The Oval in 1988<br/> <b>Total one-day internationals:</b> 14</p> <p><b>George Sharp</b><br/> <b>Born:</b> 12/03/1950<br/>           Ex-Northamptonshire.<br/>           Right hand bat, left arm medium.<br/> <b>International umpiring record:</b><br/> <b>First Test:</b> England v India at Trent Bridge in 1996<br/> <b>Total Tests:</b> 11<br/> <b>First one-day international:</b> India v Sri Lanka at Singapore in 1995/96<br/> <b>Total one-day internationals:</b> 17</p> | <p><b>Ray Julian</b><br/> <b>Born:</b> 23/08/1936<br/>           Ex-Leicestershire.<br/>           Right hand bat, wicket-keeper.<br/> <b>International umpiring record:</b><br/> <b>First one-day international:</b> England v India at The Oval in 1996<br/> <b>Total one-day internationals:</b> 3</p> <p><b>John Hampshire</b><br/> <b>Born:</b> 10/02/1941<br/>           Ex-England, Derbyshire and Yorkshire.<br/>           Right Hand Bat<br/> <b>International umpiring record:</b><br/> <b>First Test:</b> England v Australia at Old Trafford in 1989<br/> <b>Total Tests:</b> 12<br/> <b>First one-day international:</b> England v Australia at Trent Bridge in 1989<br/> <b>Total one-day internationals:</b> 12</p> <p><b>Barrie Leadbeater</b><br/> <b>Born:</b> 14/08/1943<br/>           Ex-Yorkshire.<br/>           Right hand bat, right arm medium.<br/> <b>International umpiring record:</b><br/> <b>First one-day international:</b> India v West Indies at Old Trafford in 1983<br/> <b>Total one-day internationals:</b> 4</p> <p><b>Merv Kitchen</b><br/> <b>Born:</b> 01/08/1940<br/>           Ex-Somerset.<br/>           Left hand bat, right arm medium.<br/> <b>International umpiring record:</b><br/> <b>First Test:</b> England v New Zealand at Lord's in 1990<br/> <b>Total Tests:</b> 20<br/> <b>First one-day international:</b> Australia v Zimbabwe at Trent Bridge in 1983<br/> <b>Total one-day internationals:</b> 25</p> <p><b>David Constant</b><br/> <b>Born:</b> 09/11/1941<br/>           Ex-Leicestershire and Kent.<br/>           Right hand bat, slow left arm.<br/> <b>International umpiring record:</b><br/> <b>First Test:</b> England v Pakistan at Lord's in 1971<br/> <b>Total Tests:</b> 36<br/> <b>First one-day international:</b> England v Australia at Edgbaston in 1972<br/> <b>Total one-day internationals:</b> 31</p> <p><b>Jeremy Lloyds</b><br/> <b>Born:</b> 17/11/1954<br/>           Ex-Somerset and Gloucestershire.<br/>           Left hand bat, off break.</p> |
|--|--|

## MATCH REFEREE

**Ranjan S Madugalle**  
**Born:** 22/4/59  
 Right hand bat, off-break  
**International refereeing record:**  
**First Test:** Pakistan v Zimbabwe at Karachi, 1993.  
**Total Tests:** 26  
**First one-day international:** Pakistan v Zimbabwe at Karachi, 1993.  
**Total one-day internationals:** 82.



# The NatWest Series

## OVERALL ONE DAY INTERNATIONAL RECORDS

### Best Individual Scores

|                       |      |                            |                 |         |
|-----------------------|------|----------------------------|-----------------|---------|
| <b>Saeed Anwar</b>    | 194  | Pakistan v India           | Chennai         | 1996/97 |
| <b>I.V.A.Richards</b> | 189* | West Indies v England      | Old Trafford    | 1984    |
| <b>G.Kirsten</b>      | 188* | South Africa v UAE         | Rawalpindi      | 1995/96 |
| <b>S.R.Tendulkar</b>  | 186* | India v New Zealand        | Hyderabad       | 1999/00 |
| <b>S.C.Ganguly</b>    | 183  | India v Sri Lanka          | Taunton         | 1999    |
| <b>I.V.A.Richards</b> | 181  | West Indies v Sri Lanka    | Karachi         | 1987/88 |
| <b>Kapil Dev</b>      | 175* | India v Zimbabwe           | Tunbridge Wells | 1983    |
| <b>G.M.Turner</b>     | 171* | New Zealand v East Africa  | Edgbaston       | 1975    |
| <b>D.J.Callaghan</b>  | 169* | South Africa v New Zealand | Centurion       | 1994/95 |
| <b>B.C.Lara</b>       | 169  | West Indies v Sri Lanka    | Sharjah         | 1995/96 |

### Leading Matches

| Player                          | Matches |
|---------------------------------|---------|
| <b>M.Azharuddin</b> (India)     | 334     |
| <b>Wasim Akram</b> (Pakistan)   | 306     |
| <b>S.R.Waugh</b> (Australia)    | 295     |
| <b>Salim Malik</b> (Pakistan)   | 283     |
| <b>A.R.Border</b> (Australia)   | 273     |
| <b>A.Ranatunga</b> (Sri Lanka)  | 269     |
| <b>P.A.de Silva</b> (Sri Lanka) | 268     |
| <b>S.R.Tendulkar</b> (India)    | 249     |
| <b>Ijaz Ahmed</b> (Pakistan)    | 245     |
| <b>D.L.Haynes</b> (West Indies) | 238     |

### Most Hundreds

| Player                           | Hundreds | Mtchs |
|----------------------------------|----------|-------|
| <b>S.R.Tendulkar</b> (India)     | 25       | 249   |
| <b>Saeed Anwar</b> (Pakistan)    | 17       | 203   |
| <b>D.L.Haynes</b> (West Indies)  | 17       | 238   |
| <b>M.E.Waugh</b> (Australia)     | 14       | 217   |
| <b>S.C.Ganguly</b> (India)       | 13       | 145   |
| <b>B.C.Lara</b> (West Indies)    | 13       | 167   |
| <b>C.G.Greenidge</b> (W Indies)  | 11       | 128   |
| <b>I.V.A.Richards</b> (W Indies) | 11       | 187   |
| <b>P.A.de Silva</b> (Sri Lanka)  | 11       | 268   |
| <b>Ijaz Ahmed</b> (Pakistan)     | 10       | 245   |

### Best Innings Bowling

|                      |      |                         |            |         |
|----------------------|------|-------------------------|------------|---------|
| <b>Aaqib Javed</b>   | 7/37 | Pakistan v India        | Sharjah    | 1991/92 |
| <b>W.W.Davis</b>     | 7/51 | West Indies v Australia | Headingley | 1983    |
| <b>A.Kumble</b>      | 6/12 | India v West Indies     | Calcutta   | 1993/94 |
| <b>G.J.Gilmour</b>   | 6/14 | Australia v England     | Headingley | 1975    |
| <b>Imran Khan</b>    | 6/14 | Pakistan v India        | Sharjah    | 1984/85 |
| <b>C.E.H.Croft</b>   | 6/15 | West Indies v England   | Arnos Vale | 1980/81 |
| <b>Azhar Mahmood</b> | 6/18 | Pakistan v West Indies  | Sharjah    | 1999/00 |
| <b>H.K.Olonga</b>    | 6/19 | Zimbabwe v England      | Cape Town  | 1999/00 |
| <b>B.C.Strang</b>    | 6/20 | Zimbabwe v Bangladesh   | Nairobi    | 1997/98 |
| <b>A.A.Donald</b>    | 6/23 | South Africa v Kenya    | Nairobi    | 1996/97 |

### Leading Runscorers

| Player                           | Runs | Mtchs |
|----------------------------------|------|-------|
| <b>M.Azharuddin</b> (India)      | 9377 | 334   |
| <b>S.R.Tendulkar</b> (India)     | 9262 | 249   |
| <b>D.L.Haynes</b> (West Indies)  | 8648 | 238   |
| <b>P.A.de Silva</b> (Sri Lanka)  | 8334 | 268   |
| <b>M.E.Waugh</b> (Australia)     | 7492 | 217   |
| <b>A.Ranatunga</b> (Sri Lanka)   | 7454 | 269   |
| <b>Javed Miandad</b> (Pakistan)  | 7381 | 233   |
| <b>Inzamam-ul-Haq</b> (Pakistan) | 7282 | 225   |
| <b>Saeed Anwar</b> (Pakistan)    | 7240 | 203   |
| <b>Salim Malik</b> (Pakistan)    | 7171 | 283   |

### Most Fifties (including hundreds)

| Player                           | Fifties | Matches |
|----------------------------------|---------|---------|
| <b>M.Azharuddin</b> (India)      | 58      | 334     |
| <b>D.L.Haynes</b> (West Indies)  | 57      | 238     |
| <b>P.A.de Silva</b> (Sri Lanka)  | 57      | 268     |
| <b>Inzamam-ul-Haq</b> (Pakistan) | 53      | 225     |
| <b>Javed Miandad</b> (Pakistan)  | 50      | 233     |
| <b>A.Ranatunga</b> (Sri Lanka)   | 49      | 269     |
| <b>M.E.Waugh</b> (Australia)     | 47      | 217     |
| <b>S.R.Tendulkar</b> (India)     | 47      | 249     |
| <b>Salim Malik</b> (Pakistan)    | 47      | 283     |
| <b>D.M.Jones</b> (Australia)     | 46      | 164     |

### Highest Team Totals

|                  |                         |              |         |
|------------------|-------------------------|--------------|---------|
| <b>398 for 5</b> | Sri Lanka v Kenya       | Kandy        | 1995/96 |
| <b>376 for 2</b> | India v New Zealand     | Hyderabad    | 1999/00 |
| <b>373 for 6</b> | India v Sri Lanka       | Taunton      | 1999    |
| <b>371 for 9</b> | Pakistan v Sri Lanka    | Nairobi      | 1996/97 |
| <b>363 for 7</b> | England v Pakistan      | Trent Bridge | 1992    |
| <b>360 for 4</b> | West Indies v Sri Lanka | Karachi      | 1987/88 |
| <b>349 for 6</b> | Australia v New Zealand | Christchurch | 1999/00 |
| <b>349 for 9</b> | Sri Lanka v Pakistan    | Singapore    | 1995/96 |
| <b>349 for 9</b> | New Zealand v India     | Rajkot       | 1999/00 |
| <b>348 for 8</b> | New Zealand v India     | Nagpur       | 1995/96 |

### Lowest Team Totals

|           |                          |              |         |
|-----------|--------------------------|--------------|---------|
| <b>43</b> | Pakistan v West Indies   | Cape Town    | 1992/93 |
| <b>45</b> | Canada v England         | Old Trafford | 1979    |
| <b>55</b> | Sri Lanka v West Indies  | Sharjah      | 1986/87 |
| <b>63</b> | India v Australia        | Sydney       | 1980/81 |
| <b>64</b> | New Zealand v Pakistan   | Sharjah      | 1985/86 |
| <b>68</b> | Scotland v West Indies   | Leicester    | 1999    |
| <b>69</b> | South Africa v Australia | Sydney       | 1993/94 |
| <b>70</b> | Australia v England      | Edgbaston    | 1977    |
| <b>70</b> | Australia v New Zealand  | Adelaide     | 1985/86 |
| <b>71</b> | Pakistan v West Indies   | Brisbane     | 1992/93 |

### Leading Wicket-takers

| Player                             | Wickets | Mtchs |
|------------------------------------|---------|-------|
| <b>Wasim Akram</b> (Pakistan)      | 427     | 306   |
| <b>Waqar Younis</b> (Pakistan)     | 309     | 193   |
| <b>A.Kumble</b> (India)            | 267     | 203   |
| <b>Kapil Dev</b> (India)           | 253     | 225   |
| <b>J.Srinath</b> (India)           | 252     | 187   |
| <b>S.K.Warne</b> (Australia)       | 228     | 146   |
| <b>Saqibain Mushtaq</b> (Pakistan) | 227     | 124   |
| <b>C.A.Walsh</b> (West Indies)     | 227     | 205   |
| <b>C.Ambrose</b> (West Indies)     | 225     | 176   |
| <b>A.A.Donald</b> (South Africa)   | 206     | 121   |

### Leading Catches (ex Wkt-Keepers)

| Player                              | Catches | Mtchs |
|-------------------------------------|---------|-------|
| <b>M.Azharuddin</b> (India)         | 156     | 334   |
| <b>A.R.Border</b> (Australia)       | 127     | 273   |
| <b>R.S.Mahanama</b> (Sri Lanka)     | 109     | 213   |
| <b>S.R.Waugh</b> (Australia)        | 103     | 295   |
| <b>I.V.A.Richards</b> (West Indies) | 101     | 187   |
| <b>M.E.Waugh</b> (Australia)        | 91      | 217   |
| <b>Ijaz Ahmed</b> (Pakistan)        | 90      | 245   |
| <b>C.L.Hooper</b> (West Indies)     | 87      | 182   |
| <b>P.A.de Silva</b> (Sri Lanka)     | 85      | 268   |
| <b>S.R.Tendulkar</b> (India)        | 84      | 249   |

### Leading 5 Wicket Hauls

| Player                             | 5 wkts | Mtchs |
|------------------------------------|--------|-------|
| <b>Waqar Younis</b> (Pakistan)     | 10     | 193   |
| <b>L.Klusener</b> (South Africa)   | 6      | 86    |
| <b>R.J.Hadlee</b> (New Zealand)    | 5      | 115   |
| <b>Saqibain Mushtaq</b> (Pakistan) | 5      | 124   |
| <b>Wasim Akram</b> (Pakistan)      | 5      | 306   |
| <b>G.D.McGrath</b> (Australia)     | 4      | 118   |
| <b>Aaqib Javed</b> (Pakistan)      | 4      | 163   |
| <b>C.E.L.Ambrose</b> (West Indies) | 4      | 176   |
| <b>Azhar Mahmood</b> (Pakistan)    | 3      | 88    |
| <b>J.Garner</b> (West Indies)      | 3      | 98    |

### Leading Dismissals

| Wicket-keeper                      | Dismissals | Mtchs |
|------------------------------------|------------|-------|
| <b>Moin Khan</b> (Pakistan)        | 236        | 168   |
| <b>I.A.Healy</b> (Australia)       | 234        | 168   |
| <b>P.J.L.Dujon</b> (West Indies)   | 202        | 166   |
| <b>D.J.Richardson</b> (Sth Africa) | 165        | 192   |
| <b>R.Kaluwitharana</b> (Sri Lanka) | 154        | 135   |
| <b>N.R.Mongia</b> (India)          | 154        | 140   |
| <b>A.C.Gilchrist</b> (Australia)   | 143        | 90    |
| <b>A.Flower</b> (Zimbabwe)         | 125        | 131   |
| <b>R.W.Marsh</b> (Australia)       | 124        | 92    |
| <b>Rashid Latif</b> (Pakistan)     | 122        | 101   |

### Leading Duck-makers

| Player                             | Ducks | Mtchs |
|------------------------------------|-------|-------|
| <b>Wasim Akram</b> (Pakistan)      | 23    | 306   |
| <b>R.Kaluwitharana</b> (Sri Lanka) | 19    | 139   |
| <b>Salim Malik</b> (Pakistan)      | 19    | 283   |
| <b>A.Ranatunga</b> (Sri Lanka)     | 18    | 269   |
| <b>C.J.McDermott</b> (Australia)   | 15    | 138   |
| <b>Rameez Raja</b> (Pakistan)      | 15    | 198   |
| <b>R.S.Mahanama</b> (Sri Lanka)    | 15    | 213   |
| <b>S.R.Waugh</b> (Australia)       | 15    | 295   |
| <b>P.V.Simmons</b> (West Indies)   | 14    | 143   |
| <b>J.Srinath</b> (India)           | 14    | 187   |

### Leading Stumpings

| Wicket-keeper                      | Stmps | Mtchs |
|------------------------------------|-------|-------|
| <b>Moin Khan</b> (Pakistan)        | 61    | 168   |
| <b>R.Kaluwitharana</b> (Sri Lanka) | 59    | 135   |
| <b>N.R.Mongia</b> (India)          | 44    | 140   |
| <b>I.A.Healy</b> (Australia)       | 39    | 168   |
| <b>Rashid Latif</b> (Pakistan)     | 28    | 101   |
| <b>A.Flower</b> (Zimbabwe)         | 28    | 131   |
| <b>K.S.More</b> (India)            | 27    | 94    |
| <b>Salim Yousuf</b> (Pakistan)     | 22    | 85    |
| <b>A.C.Parore</b> (New Zealand)    | 21    | 108   |
| <b>P.J.L.Dujon</b> (West Indies)   | 21    | 166   |